

Mountain View Whisman School District

Measure G and Measure T Citizens' Bond Oversight Committee Report October 22, 2021

Report by:



1400 Montecito Avenue, Mountain View, CA 94043
Phone: (650) 526-3500 | Fax: (650) 964-8907
www.mvwsd.org



Committee Members

- ✓ Betsy Fowler
- ✓ Braid Pezzaglia
- ✓ Cleave Frink
- ✓ Doug Radtke
- ✓ James Perkins
- ✓ Nimi Berman
- ✓ William Lambert

Board of Trustees

- ✓ Laura Blakely
- ✓ Christopher Chiang
- ✓ Devon Conley
- ✓ Laura Ramirez Berman
- ✓ Ellen Wheeler

District Representatives

- ✓ Dr. Ayindé Rudolph, Superintendent
- ✓ Rebecca Westover, Chief Business Officer

Measure G Overview

On June 5, 2012, 67.58% of the local voters passed Measure G, which generated funding to provide safe, efficient, and modern facilities for Mountain View Whisman School District students and staff. The approval percentage was the highest in Santa Clara County and the 4th highest of the 34 school bond measures in the State of California.

Measure G generated up to \$198 million to repair, upgrade and expand our local schools. Funds were generated through the sale of general obligation bonds, which are repaid through assessments on residential and commercial property located within the Mountain View Whisman School District. The annual cost to local property owners is limited to \$30 per \$100,000 of assessed property value.

All projects funded by the issuance of Measure G general obligation bonds are subject to review both by the District’s Board of Trustees and by an independent citizens’ oversight committee. The District also provides many public forums to present progress and seek input from community members, parents, and staff.

The bonds were issued in two series as noted below:

Measure G – General Obligation Bonds	
Series A – Issued 2/07/2013	\$ 50,000,000
Series B – Issued 5/19/2016	<u>\$148,000,000</u>
Total Bond Authorization	<u>\$198,000,000</u>



The proceeds of the Bonds have been used to complete the following projects:

- Bring schools up to current fire and earthquake safety standards
- Remove hazardous materials like asbestos and lead
- Repair and upgrade deteriorated plumbing, sewers and restrooms
- Make schools accessible for students with disabilities
- Build classrooms to avoid overcrowding and allow children to attend their neighborhood schools
- Maintain school facilities to protect the community’s investment
- Modernize science labs, computer equipment and classroom technology
- Improve energy and operational efficiency to save millions that can be used to Support quality educational programs and teachers

Measure G Bond Summary

Total Bond Authorization	\$ 198,000,000
Interest Earned	\$ 4,124,504
Revenue Receivables from City and County	\$ 1,050,000
Miscellaneous Deposits/Transfers	\$ 4,243,242
Total Revenues in Fund 211	\$ 207,417,746
<hr/>	
Project Expenditures as of 8/31/2021	\$ 206,311,625
Encumbrances Remaining (Contracts)	\$ 40,000
Budget Remaining	\$ 550,004
Total Project Budgets	\$ 206,901,629
Contingencies	\$ 516,117
Total Projects Planned	\$ 207,417,746

Measure G Financial Summary Breakdown of Improvements by Campus

Site Code	Site	Total Budget	Encumbered ⓘ	Expenditures	Remaining Budget ⓘ	Encumbered Balance
000	Districtwide - Cost of Issuance	\$348,000.00	\$348,000.00	(\$348,000.00)	\$0.00	\$0.00
002	Bubb	\$17,575,961.89	\$17,575,961.14	(\$17,571,961.14)	\$0.75	\$4,000.00
003	Castro	\$30,982,803.99	\$30,982,803.99	(\$30,978,803.99)	\$0.00	\$4,000.00
004	Huff	\$17,096,525.17	\$17,096,525.17	(\$17,092,525.17)	\$0.00	\$4,000.00
005	Landels	\$17,369,774.35	\$17,369,772.35	(\$17,365,772.35)	\$2.00	\$4,000.00
006	Monta Loma	\$18,732,728.27	\$18,732,728.27	(\$18,728,728.27)	\$0.00	\$4,000.00
007	Vargas	\$48,501.51	\$48,501.51	(\$48,501.51)	\$0.00	\$0.00
008	Theuerkauf	\$12,236,436.02	\$12,236,435.60	(\$12,232,435.60)	\$0.42	\$4,000.00
009	Districtwide	\$2,051,623.01	\$2,051,622.21	(\$2,051,622.21)	\$0.80	\$0.00
011	Crittenden	\$32,508,704.79	\$32,508,704.79	(\$32,504,704.79)	\$0.00	\$4,000.00
013	Cooper	\$1,568.75	\$1,568.75	(\$1,568.75)	\$0.00	\$0.00
014	Graham	\$18,177,847.70	\$18,177,847.70	(\$18,173,847.70)	\$0.00	\$4,000.00
015	Stevenson	\$25,369,590.21	\$24,819,589.74	(\$24,815,589.74)	\$550,000.47	\$4,000.00
016	Mistral	\$14,309,752.20	\$14,309,752.20	(\$14,305,752.20)	\$0.00	\$4,000.00
026	Preschool - Latham	\$91,811.34	\$91,811.34	(\$91,811.34)	\$0.00	\$0.00
Allocated Budget		\$206,901,629.20	\$206,351,624.76	(\$206,311,624.76)	\$550,004.44	\$40,000.00

Measure G Financial Summary

Breakdown of Improvements by Project Type

Project Code	Project	Total Budget	Encumbered ⓘ	Expenditures	Remaining Budget ⓘ	Encumbered Balance
0000	Districtwide (COI)/Sitewide Undesignated)	\$474,291.41	\$474,291.41	(\$474,291.41)	\$0.00	\$0.00
0001	Phase 1 - Temp Housing & Program Mgmt Combined	\$66,628.00	\$66,628.00	(\$66,628.00)	\$0.00	\$0.00
0002	Phase 2 - New Const & Program Mgmt Combined	\$358,716.26	\$358,716.26	(\$358,716.26)	\$0.00	\$0.00
0003	Phase 3 - Auditorium & Program Management Combined	\$679,228.66	\$679,228.66	(\$679,228.66)	\$0.00	\$0.00
0570	Technology and Data Infrastructure	\$714,103.12	\$714,103.12	(\$714,103.12)	\$0.00	\$0.00
0700	Program Support Costs	\$910,767.23	\$910,767.23	(\$910,767.23)	\$0.00	\$0.00
0701	Construction Program Management	\$21,873,766.10	\$21,873,766.10	(\$21,873,766.10)	\$0.00	\$0.00
0705	Auditorium Construction/Maintenance	\$10,935,366.31	\$10,935,366.31	(\$10,935,366.31)	\$0.00	\$0.00
0707	Classroom/Building - New	\$56,317,928.77	\$55,767,928.30	(\$55,767,928.30)	\$550,000.47	\$0.00
0708	Classroom/Building - Modernization	\$73,302,839.29	\$73,302,838.54	(\$73,302,838.54)	\$0.75	\$0.00
0709	Site Improvements/Fields	\$2,670,599.60	\$2,670,596.80	(\$2,670,596.80)	\$2.80	\$0.00
0711	Security System - New Construction	\$115,934.62	\$115,934.62	(\$115,934.62)	\$0.00	\$0.00
0719	Temp Housing Construction Project	\$9,773,133.86	\$9,773,133.86	(\$9,773,133.86)	\$0.00	\$0.00
0721	MPR Modernization/Construction	\$27,247,362.36	\$27,247,361.94	(\$27,247,361.94)	\$0.42	\$0.00
0723	Furniture/Fixtures/Equipment	\$770,120.39	\$770,120.39	(\$770,120.39)	\$0.00	\$0.00
0724	Kitchen Modernization/Construction	\$474,938.90	\$474,938.90	(\$474,938.90)	\$0.00	\$0.00
0726	Deferred Maintenance	\$128,922.58	\$128,922.58	(\$128,922.58)	\$0.00	\$0.00
0731	Fencing	\$40,000.00	\$40,000.00	\$0.00	\$0.00	\$40,000.00
0799	Miscellaneous Close-out Projects	\$46,981.74	\$46,981.74	(\$46,981.74)	\$0.00	\$0.00
Allocated Budget		\$206,901,629.20	\$206,351,624.76	(\$206,311,624.76)	\$550,004.44	\$40,000.00

Completed Measure G Projects




002-Bubb Elementary School

Project Profile and Status

Multiple projects included in Measure G were the modernization of existing classroom wings, office area, library, and the construction of a new Multi-Use Room and conversion of the old Multi-Use Room to a Library and special education classrooms. Additional projects were the installation and leasing of temporary housing, playground improvements, and new furniture, fixtures and equipment.

Total Project Costs \$17,578,577

Architect: Hibser Yamauchi Architects (HYA)
 Construction Start Date: June 2017
 Completion Date: December 2018



003 Castro Elementary School

Project Profile and Status

Projects included in Measure G were the construction of 3 two-story classroom wings including 15 standard classrooms and support spaces, a new administration building and kindergarten wing. Also included was the construction of the Multi-Use Room and Library for combined use with Mistral School. Temporary housing was installed and has since been removed. Additional projects were playground improvements and new furniture, fixtures and equipment.

Total Project Costs \$30,982,804

Architect:	Quattrocchi Kwok Architects (QKA)
Construction Start Date:	September 2016
Completion Date:	August 2018



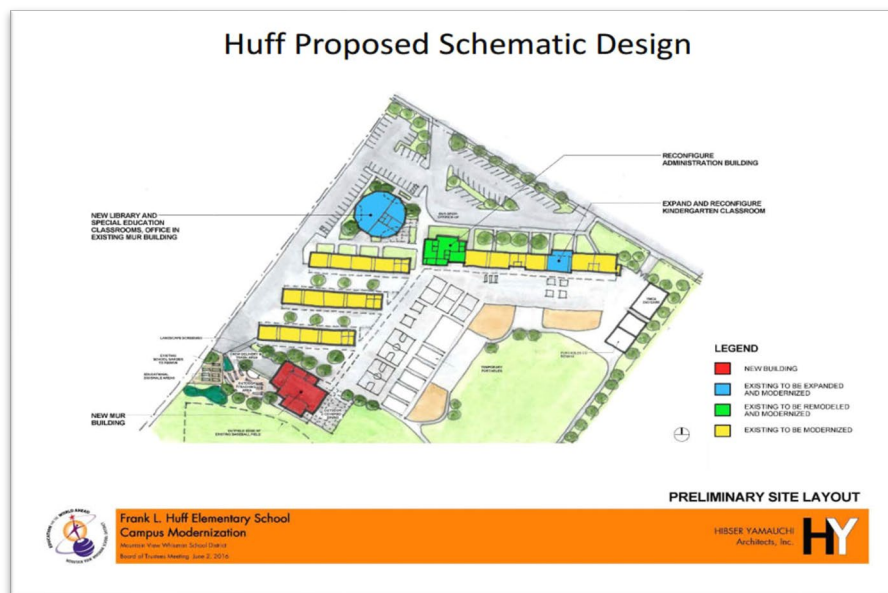
004 Huff Elementary School

Project Profile and Status

Multiple projects included in Measure G were the modernization of existing classroom wings, office area, construction of a new Multi-Use Room and conversion of the old Multi-Use Room to a Library and special education classrooms. Additional projects were the installation and leasing of temporary housing, playground improvements, and new furniture, fixtures and equipment.

Total Project Costs \$17,087,775

Architect:	Hibser Yamauchi Architects (HYA)
Construction Start Date:	June 2017
Completion Date:	December 2018




005 – Landels Elementary School

Project Profile and Status

Multiple projects included in Measure G were the modernization of existing classroom wings, office area, construction of a new Multi-Use Room and conversion of the old Multi-Use Room to a Library and special education classrooms. Additional projects were the installation and leasing of temporary housing, playground improvements, and new furniture, fixtures and equipment.

Total Project Costs \$17,426,327

Architect:	Hibser Yamauchi Architects (HYA)
Construction Start Date:	June 2017
Completion Date:	December 2018



006 – Monta Loma Elementary School

Project Profile and Status

Multiple projects included in Measure G were the modernization of existing classroom wings, office area, and staff lounge building, and the modernization and expansion of the Multi-Use Room including the kitchen space. Additional projects were the installation of 2 district owned portables salvaged from the Landels site, playground improvements: and new furniture, fixtures and equipment.

Total Project Costs \$18,732,728

Architect:	Quattrocchi Kwok Architects (QKA)
Construction Start Date:	May 2017
Completion Date:	August 2018



008 – Theuerkauf Elementary School

Project Profile and Status

Multiple projects included in Measure G were the modernization of existing classroom wings, office area, and library. Additional projects were new furniture, fixtures and equipment. The Multi-Use room expansion and modernization is in progress and is due to complete by November 1, 2019.

Total Project Costs \$12,236,436

Architect:	Dreiling Terrones Architecture (DTA)
Construction Start Date:	June 2017
Completion Date:	November 2019




011 – Crittenden Middle School

Project Profile and Status

Multiple projects included in Measure G were the construction of new Auditorium, new Innovation Center which includes classrooms, video production laboratory and library, modernization of existing classroom wings, Multi-Use Room, technology upgrades, security system improvements, kitchen upgrades, new synthetic turf field with all-weather track, and new furniture, fixtures and equipment.

Total Project Costs \$32,508,705

Architect:	Deems Lewis McKinley (DLM)
Construction Start Date:	June 2014
Completion Date:	February 2018



014 – Graham Middle School

Project Profile and Status

Multiple projects included in Measure G were the construction of new Auditorium, new Innovation Center/classroom building, modernization of existing classroom wings, conversion of existing lunch structure to Multi-Use Room, technology upgrades, security system improvements, kitchen upgrades, and new furniture, fixtures and equipment.

Total Project Costs \$18,177,848

Architect:	Artik Art & Architecture
Construction Start Date:	June 2014
Completion Date:	May 2017



015 – Stevenson Elementary School

Project Profile and Status

This Measure G project encompassed the construction of a new elementary school campus to replace the portable classrooms that were used for the school. The new construction included a new Multi-Use Room, Library, School Office, Kindergarten wing and playground and Grade 1-5 classrooms.

Total Project Costs \$25,366,609

Architect:	Dreiling Terrones Architecture (DTA)
Construction Start Date:	June 2017
Completion Date:	March 2018





016 – Mistral Elementary School

Project Profile and Status

Multiple projects included in Measure G were the modernization of existing classroom wings, and the construction of a new kindergarten wing and playground. Also, there was the construction of the Multi-Use Room and Library for combined use with Castro School. Additional projects were the playground improvements, and new furniture, fixtures and equipment.

Total Project Costs \$14,309,752

Architect:	Quattrocchi Kwok Architects (QKA)
Construction Start Date:	June 2017
Completion Date:	August 2018



Cumulative Measure G Program Overall Summary Report by Site

**from Inception to
August 31, 2021**





Measure G Summary as of 8/31/2021

Project	Total Budget	Encumbered	Expenditures	Remaining Budget	Encumbered Balance
000-0000 - Undesignated - Districtwide	\$348,000.00	\$348,000.00	(\$348,000.00)	\$0.00	\$0.00
000 - Districtwide - Cost of Issuance Subtotal:	\$348,000.00	\$348,000.00	(\$348,000.00)	\$0.00	\$0.00
002-0000 - Bubb - Sitewide (CLOSED)	\$17,360.00	\$17,360.00	(\$17,360.00)	\$0.00	\$0.00
002-0001 - Bubb - Phase 1 - Temp Housing & Program Management (CLOSED)	\$10,079.37	\$10,079.37	(\$10,079.37)	\$0.00	\$0.00
002-0701 - Bubb - Construction Prog Management (CLOSED)	\$697,392.37	\$697,392.37	(\$697,392.37)	\$0.00	\$0.00
002-0708 - Bubb - Classroom/Building - Modernization	\$9,734,195.25	\$9,734,194.50	(\$9,734,194.50)	\$0.75	\$0.00
002-0709 - Bubb - Site Improvements/Fields (CLOSED)	\$122,431.50	\$122,431.50	(\$122,431.50)	\$0.00	\$0.00
002-0719 - Bubb - Temp Housing Construction Project	\$908,458.06	\$908,458.06	(\$908,458.06)	\$0.00	\$0.00
002-0721 - Bubb - MPR Modernization/Construction	\$6,072,127.94	\$6,072,127.94	(\$6,072,127.94)	\$0.00	\$0.00
002-0723 - Bubb - Furniture/Fixtures/Equipment	\$9,917.40	\$9,917.40	(\$9,917.40)	\$0.00	\$0.00
002-0731 - Bubb - Fencing	\$4,000.00	\$4,000.00	\$0.00	\$0.00	\$4,000.00
002 - Bubb Subtotal:	\$17,575,961.89	\$17,575,961.14	(\$17,571,961.14)	\$0.75	\$4,000.00
003-0001 - Castro - Phase 1-Temp Housing & Program Management (CLOSED)	\$2,853.34	\$2,853.34	(\$2,853.34)	\$0.00	\$0.00
003-0002 - Castro - Phase 2-New Construction & Program Manage (CLOSED)	\$1,890.00	\$1,890.00	(\$1,890.00)	\$0.00	\$0.00
003-0701 - Castro - Construction Program Management	\$1,951,341.41	\$1,951,341.41	(\$1,951,341.41)	\$0.00	\$0.00
003-0707 - Castro - Classroom/Building - New (CLOSED)	\$27,630,937.23	\$27,630,937.23	(\$27,630,937.23)	\$0.00	\$0.00
003-0708 - Castro - Classroom/Building - Modernization (CLOSED)	\$10,338.75	\$10,338.75	(\$10,338.75)	\$0.00	\$0.00
003-0719 - Castro - Temp Housing Construction Project (CLOSED)	\$1,363,649.71	\$1,363,649.71	(\$1,363,649.71)	\$0.00	\$0.00
003-0723 - Castro - Furniture/Fixtures/Equipment	\$17,793.55	\$17,793.55	(\$17,793.55)	\$0.00	\$0.00
003-0731 - Castro - Fencing	\$4,000.00	\$4,000.00	\$0.00	\$0.00	\$4,000.00
003 - Castro Subtotal:	\$30,982,803.99	\$30,982,803.99	(\$30,978,803.99)	\$0.00	\$4,000.00
004-0000 - Huff - Sitewide (CLOSED)	\$17,359.00	\$17,359.00	(\$17,359.00)	\$0.00	\$0.00
004-0001 - Huff - Phase 1 - Temp Housing & Program Management (CLOSED)	\$24,069.37	\$24,069.37	(\$24,069.37)	\$0.00	\$0.00
004-0701 - Huff - Construction Prog Management (CLOSED)	\$699,176.92	\$699,176.92	(\$699,176.92)	\$0.00	\$0.00
004-0708 - Huff - Classroom/Building - Modernization	\$9,467,091.41	\$9,467,091.41	(\$9,467,091.41)	\$0.00	\$0.00
004-0719 - Huff - Temp Housing Construction Project	\$750,107.69	\$750,107.69	(\$750,107.69)	\$0.00	\$0.00
004-0721 - Huff - MPR Mod/Construction (CLOSED)	\$6,131,869.81	\$6,131,869.81	(\$6,131,869.81)	\$0.00	\$0.00
004-0723 - Huff - Furniture/Fixtures/Equipment	\$2,850.97	\$2,850.97	(\$2,850.97)	\$0.00	\$0.00
004-0731 - Huff - Fencing	\$4,000.00	\$4,000.00	\$0.00	\$0.00	\$4,000.00
004 - Huff Subtotal:	\$17,096,525.17	\$17,096,525.17	(\$17,092,525.17)	\$0.00	\$4,000.00
005-0000 - Landels - Sitewide (CLOSED)	\$17,359.00	\$17,359.00	(\$17,359.00)	\$0.00	\$0.00



Measure G Summary as of 8/31/2021

Project	Total Budget	Encumbered	Expenditures	Remaining Budget	Encumbered Balance
005-0001 - Landels -Phase 1-Temp Housing & Program Management (CLOSED)	\$11,329.38	\$11,329.38	(\$11,329.38)	\$0.00	\$0.00
005-0002 - Landels - Phase 2-New Construction & Program Manag (CLOSED)	\$177.20	\$177.20	(\$177.20)	\$0.00	\$0.00
005-0701 - Landels - Construction Prog Management (CLOSED)	\$694,380.92	\$694,380.92	(\$694,380.92)	\$0.00	\$0.00
005-0708 - Landels - Classroom/Building - Modernization	\$9,178,772.60	\$9,178,772.60	(\$9,178,772.60)	\$0.00	\$0.00
005-0709 - Landels - Site Improvements/Fields	\$638,295.59	\$638,293.59	(\$638,293.59)	\$2.00	\$0.00
005-0719 - Landels - Temp Housing Construction Project	\$939,652.06	\$939,652.06	(\$939,652.06)	\$0.00	\$0.00
005-0721 - Landels - MPR Mod/Construction (CLOSED)	\$5,875,910.12	\$5,875,910.12	(\$5,875,910.12)	\$0.00	\$0.00
005-0723 - Landels - Furniture/Fixtures/Equipment	\$9,897.48	\$9,897.48	(\$9,897.48)	\$0.00	\$0.00
005-0731 - Landels - Fencing	\$4,000.00	\$4,000.00	\$0.00	\$0.00	\$4,000.00
005 - Landels Subtotal:	\$17,369,774.35	\$17,369,772.35	(\$17,365,772.35)	\$2.00	\$4,000.00
006-0001 - Monta Loma -Phase 1-Temp Housing & Program Manage. (CLOSED)	\$2,010.19	\$2,010.19	(\$2,010.19)	\$0.00	\$0.00
006-0002 - Monta Loma - Phase 2-New Constr. & Program Manage. (CLOSED)	\$59,288.40	\$59,288.40	(\$59,288.40)	\$0.00	\$0.00
006-0701 - Monta Loma - Construction Prog Management	\$974,242.59	\$974,242.59	(\$974,242.59)	\$0.00	\$0.00
006-0708 - Monta Loma - Classroom/Building - Modernization	\$12,391,244.57	\$12,391,244.57	(\$12,391,244.57)	\$0.00	\$0.00
006-0719 - Monta Loma - Temp Housing Construction Project (CLOSED)	\$37,483.21	\$37,483.21	(\$37,483.21)	\$0.00	\$0.00
006-0721 - Monta Loma - MPR Mod/Construction (CLOSED)	\$5,256,215.28	\$5,256,215.28	(\$5,256,215.28)	\$0.00	\$0.00
006-0723 - Monta Loma - Furniture/Fixtures/Equipment	\$8,244.03	\$8,244.03	(\$8,244.03)	\$0.00	\$0.00
006-0731 - Monta Loma - Fencing	\$4,000.00	\$4,000.00	\$0.00	\$0.00	\$4,000.00
006 - Monta Loma Subtotal:	\$18,732,728.27	\$18,732,728.27	(\$18,728,728.27)	\$0.00	\$4,000.00
007-0701 - Vargas - Construction Prog Management (CLOSED)	\$48,501.51	\$48,501.51	(\$48,501.51)	\$0.00	\$0.00
007 - Vargas Subtotal:	\$48,501.51	\$48,501.51	(\$48,501.51)	\$0.00	\$0.00
008-0000 - Theuerkauf - Sitewide (CLOSED)	\$34,996.50	\$34,996.50	(\$34,996.50)	\$0.00	\$0.00
008-0001 - Theuerkauf -Phase 1-Temp Housing & Program Manage. (CLOSED)	\$7,202.50	\$7,202.50	(\$7,202.50)	\$0.00	\$0.00
008-0701 - Theuerkauf - Construction Prog Management (CLOSED)	\$589,275.02	\$589,275.02	(\$589,275.02)	\$0.00	\$0.00
008-0708 - Theuerkauf - Classroom/Building - Modernization	\$7,798,313.05	\$7,798,313.05	(\$7,798,313.05)	\$0.00	\$0.00
008-0719 - Theuerkauf - Temp Housing Construction Project (CLOSED)	\$1,542.39	\$1,542.39	(\$1,542.39)	\$0.00	\$0.00
008-0721 - Theuerkauf - MPR Mod/Construction	\$3,801,106.56	\$3,801,106.14	(\$3,801,106.14)	\$0.42	\$0.00
008-0731 - Theuerkauf - Fencing	\$4,000.00	\$4,000.00	\$0.00	\$0.00	\$4,000.00
008 - Theuerkauf Subtotal:	\$12,236,436.02	\$12,236,435.60	(\$12,232,435.60)	\$0.42	\$4,000.00
009-0000 - Districtwide - Districtwide (CLOSED)	\$7,885.41	\$7,885.41	(\$7,885.41)	\$0.00	\$0.00
009-0700 - Districtwide - Capital Projects Services	\$910,767.23	\$910,767.23	(\$910,767.23)	\$0.00	\$0.00



Measure G Summary as of 8/31/2021

Project	Total Budget	Encumbered	Expenditures	Remaining Budget	Encumbered Balance
009-0701 - Districtwide - Construction Prog Management	\$416,363.27	\$416,363.27	(\$416,363.27)	\$0.00	\$0.00
009-0709 - Districtwide - Site Improvements/Fields	\$705,569.85	\$705,569.05	(\$705,569.05)	\$0.80	\$0.00
009-0719 - Districtwide - Temp Housing Construction Project (CLOSED)	\$11,037.25	\$11,037.25	(\$11,037.25)	\$0.00	\$0.00
009 - Districtwide Subtotal:	\$2,051,623.01	\$2,051,622.21	(\$2,051,622.21)	\$0.80	\$0.00
011-0002 - Crittenden - Phase 2-New Constr. & Program Manage. (CLOSED)	\$294,252.76	\$294,252.76	(\$294,252.76)	\$0.00	\$0.00
011-0003 - Crittenden - Phase 3 - Auditorium & Program Manage. (CLOSED)	\$302,772.19	\$302,772.19	(\$302,772.19)	\$0.00	\$0.00
011-0570 - Crittenden - Technology and Data Infrastructure (CLOSED)	\$320,085.31	\$320,085.31	(\$320,085.31)	\$0.00	\$0.00
011-0701 - Crittenden - Construction Prog Management (CLOSED)	\$9,811,506.16	\$9,811,506.16	(\$9,811,506.16)	\$0.00	\$0.00
011-0705 - Crittenden - Auditorium Construct/Maintenance (CLOSED)	\$7,908,212.23	\$7,908,212.23	(\$7,908,212.23)	\$0.00	\$0.00
011-0707 - Crittenden - Classroom/Building - New (CLOSED)	\$8,533,886.22	\$8,533,886.22	(\$8,533,886.22)	\$0.00	\$0.00
011-0708 - Crittenden - Classroom/Building - Modernization (CLOSED)	\$3,445,154.04	\$3,445,154.04	(\$3,445,154.04)	\$0.00	\$0.00
011-0709 - Crittenden - Site Improvements/Fields (CLOSED)	\$1,128,020.98	\$1,128,020.98	(\$1,128,020.98)	\$0.00	\$0.00
011-0721 - Crittenden - MPR Mod/Construction (CLOSED)	\$40,863.09	\$40,863.09	(\$40,863.09)	\$0.00	\$0.00
011-0723 - Crittenden - Furniture/Fixtures/Equipment	\$323,823.97	\$323,823.97	(\$323,823.97)	\$0.00	\$0.00
011-0724 - Crittenden - Kitchen Mod/Construction (CLOSED)	\$373,344.36	\$373,344.36	(\$373,344.36)	\$0.00	\$0.00
011-0726 - Crittenden - Deferred Maintenance	\$22,783.48	\$22,783.48	(\$22,783.48)	\$0.00	\$0.00
011-0731 - Crittenden - Fencing	\$4,000.00	\$4,000.00	\$0.00	\$0.00	\$4,000.00
011 - Crittenden Subtotal:	\$32,508,704.79	\$32,508,704.79	(\$32,504,704.79)	\$0.00	\$4,000.00
013-0701 - Cooper - Construction Prog Management (CLOSED)	\$1,568.75	\$1,568.75	(\$1,568.75)	\$0.00	\$0.00
013 - Cooper Subtotal:	\$1,568.75	\$1,568.75	(\$1,568.75)	\$0.00	\$0.00
014-0002 - Graham - Phase 2-New Construction & Program Manage (CLOSED)	\$3,107.90	\$3,107.90	(\$3,107.90)	\$0.00	\$0.00
014-0003 - Graham - Phase 3- Auditorium & Program Management (CLOSED)	\$376,456.47	\$376,456.47	(\$376,456.47)	\$0.00	\$0.00
014-0570 - Graham - Technology and Data Infrastructure (CLOSED)	\$394,017.81	\$394,017.81	(\$394,017.81)	\$0.00	\$0.00
014-0701 - Graham - Construction Prog Management (CLOSED)	\$4,012,875.18	\$4,012,875.18	(\$4,012,875.18)	\$0.00	\$0.00
014-0705 - Graham - Auditorium Construct/Maintenance (CLOSED)	\$3,027,154.08	\$3,027,154.08	(\$3,027,154.08)	\$0.00	\$0.00
014-0707 - Graham - Classroom/Building - New (CLOSED)	\$656,667.36	\$656,667.36	(\$656,667.36)	\$0.00	\$0.00
014-0708 - Graham - Classroom/Building - Modernization (CLOSED)	\$8,916,766.43	\$8,916,766.43	(\$8,916,766.43)	\$0.00	\$0.00
014-0709 - Graham - Site Improvements/Fields (CLOSED)	\$76,281.68	\$76,281.68	(\$76,281.68)	\$0.00	\$0.00
014-0711 - Graham - Security System - New Construction (CLOSED)	\$115,934.62	\$115,934.62	(\$115,934.62)	\$0.00	\$0.00
014-0721 - Graham - MPR Modernization/Construction (CLOSED)	\$10,838.56	\$10,838.56	(\$10,838.56)	\$0.00	\$0.00
014-0723 - Graham - Furniture/Fixtures/Equipment	\$376,013.97	\$376,013.97	(\$376,013.97)	\$0.00	\$0.00



Measure G Summary as of 8/31/2021

Project	Total Budget	Encumbered	Expenditures	Remaining Budget	Encumbered Balance
014-0724 - Graham - Kitchen Mod/Construction (CLOSED)	\$101,594.54	\$101,594.54	(\$101,594.54)	\$0.00	\$0.00
014-0726 - Graham - Deferred Maintenance (CLOSED)	\$106,139.10	\$106,139.10	(\$106,139.10)	\$0.00	\$0.00
014-0731 - Graham - Fencing	\$4,000.00	\$4,000.00	\$0.00	\$0.00	\$4,000.00
014 - Graham Subtotal:	\$18,177,847.70	\$18,177,847.70	(\$18,173,847.70)	\$0.00	\$4,000.00
015-0000 - Stevenson - Sitewide (CLOSED)	\$31,331.50	\$31,331.50	(\$31,331.50)	\$0.00	\$0.00
015-0001 - Stevenson - Phase 1-Temp Housing & Program Manage. (CLOSED)	\$7,202.50	\$7,202.50	(\$7,202.50)	\$0.00	\$0.00
015-0701 - Stevenson - Construction Program Management (CLOSED)	\$594,731.35	\$594,731.35	(\$594,731.35)	\$0.00	\$0.00
015-0707 - Stevenson - Classroom/Building - New	\$19,496,332.96	\$18,946,332.49	(\$18,946,332.49)	\$550,000.47	\$0.00
015-0719 - Stevenson - Temp Housing Construction Project	\$5,110,616.88	\$5,110,616.88	(\$5,110,616.88)	\$0.00	\$0.00
015-0721 - Stevenson - MPR Mod/Construction (CLOSED)	\$58,431.00	\$58,431.00	(\$58,431.00)	\$0.00	\$0.00
015-0723 - Stevenson - Furniture/Fixtures/Equipment	\$19,962.28	\$19,962.28	(\$19,962.28)	\$0.00	\$0.00
015-0731 - Stevenson - Fencing	\$4,000.00	\$4,000.00	\$0.00	\$0.00	\$4,000.00
015-0799 - Stevenson - Miscellaneous Close-out Project	\$46,981.74	\$46,981.74	(\$46,981.74)	\$0.00	\$0.00
015 - Stevenson Subtotal:	\$25,369,590.21	\$24,819,589.74	(\$24,815,589.74)	\$550,000.47	\$4,000.00
016-0001 - Mistral -Phase 1-Temp Housing & Program Management (CLOSED)	\$1,881.35	\$1,881.35	(\$1,881.35)	\$0.00	\$0.00
016-0701 - Mistral - Construction Prog Management	\$1,362,295.81	\$1,362,295.81	(\$1,362,295.81)	\$0.00	\$0.00
016-0707 - Mistral - Classroom/Building - New (CLOSED)	\$105.00	\$105.00	(\$105.00)	\$0.00	\$0.00
016-0708 - Mistral - Classroom/Building - Modernization	\$12,289,266.69	\$12,289,266.69	(\$12,289,266.69)	\$0.00	\$0.00
016-0719 - Mistral - Temp Housing Construction Proj (CLOSED)	\$650,586.61	\$650,586.61	(\$650,586.61)	\$0.00	\$0.00
016-0723 - Mistral - Furniture/Fixtures/Equipment	\$1,616.74	\$1,616.74	(\$1,616.74)	\$0.00	\$0.00
016-0731 - Mistral - Fencing	\$4,000.00	\$4,000.00	\$0.00	\$0.00	\$4,000.00
016 - Mistral Subtotal:	\$14,309,752.20	\$14,309,752.20	(\$14,305,752.20)	\$0.00	\$4,000.00
026-0701 - Preschool - Latham - Construction Prog Management	\$20,114.84	\$20,114.84	(\$20,114.84)	\$0.00	\$0.00
026-0708 - Preschool - Latham - Classroom/Building - Moderniz (CLOSED)	\$71,696.50	\$71,696.50	(\$71,696.50)	\$0.00	\$0.00
026 - Preschool - Latham Subtotal:	\$91,811.34	\$91,811.34	(\$91,811.34)	\$0.00	\$0.00
Grand Total:	\$206,901,629.20	\$206,351,624.76	(\$206,311,624.76)	\$550,004.44	\$40,000.00

**Cumulative Measure G
Program Overall
Summary Report by
Project Type
from Inception to
August 31, 2021**





Measure G Summary by Project Type as of 8/31/2021

Project	Total Budget	Encumbered	Expenditures	Remaining Budget	Encumbered Balance
000-0000 - Undesignated - Districtwide	\$348,000.00	\$348,000.00	(\$348,000.00)	\$0.00	\$0.00
002-0000 - Bubb - Sitewide (CLOSED)	\$17,360.00	\$17,360.00	(\$17,360.00)	\$0.00	\$0.00
004-0000 - Huff - Sitewide (CLOSED)	\$17,359.00	\$17,359.00	(\$17,359.00)	\$0.00	\$0.00
005-0000 - Landels - Sitewide (CLOSED)	\$17,359.00	\$17,359.00	(\$17,359.00)	\$0.00	\$0.00
008-0000 - Theuerkauf - Sitewide (CLOSED)	\$34,996.50	\$34,996.50	(\$34,996.50)	\$0.00	\$0.00
009-0000 - Districtwide - Districtwide (CLOSED)	\$7,885.41	\$7,885.41	(\$7,885.41)	\$0.00	\$0.00
015-0000 - Stevenson - Sitewide (CLOSED)	\$31,331.50	\$31,331.50	(\$31,331.50)	\$0.00	\$0.00
0000 - Districtwide (COI)/Sitewide Undesignated) Subtotal:	\$474,291.41	\$474,291.41	(\$474,291.41)	\$0.00	\$0.00
002-0001 - Bubb - Phase 1 - Temp Housing & Program Management (CLOSED)	\$10,079.37	\$10,079.37	(\$10,079.37)	\$0.00	\$0.00
003-0001 - Castro - Phase 1-Temp Housing & Program Management (CLOSED)	\$2,853.34	\$2,853.34	(\$2,853.34)	\$0.00	\$0.00
004-0001 - Huff - Phase 1 - Temp Housing & Program Management (CLOSED)	\$24,069.37	\$24,069.37	(\$24,069.37)	\$0.00	\$0.00
005-0001 - Landels -Phase 1-Temp Housing & Program Management (CLOSED)	\$11,329.38	\$11,329.38	(\$11,329.38)	\$0.00	\$0.00
006-0001 - Monta Loma -Phase 1-Temp Housing & Program Manage. (CLOSED)	\$2,010.19	\$2,010.19	(\$2,010.19)	\$0.00	\$0.00
008-0001 - Theuerkauf -Phase 1-Temp Housing & Program Manage. (CLOSED)	\$7,202.50	\$7,202.50	(\$7,202.50)	\$0.00	\$0.00
015-0001 - Stevenson - Phase 1-Temp Housing & Program Manage. (CLOSED)	\$7,202.50	\$7,202.50	(\$7,202.50)	\$0.00	\$0.00
016-0001 - Mistral -Phase 1-Temp Housing & Program Management (CLOSED)	\$1,881.35	\$1,881.35	(\$1,881.35)	\$0.00	\$0.00
0001 - Phase 1 - Temp Housing & Program Mgmt Combined Subtotal:	\$66,628.00	\$66,628.00	(\$66,628.00)	\$0.00	\$0.00
003-0002 - Castro - Phase 2-New Construction & Program Manage (CLOSED)	\$1,890.00	\$1,890.00	(\$1,890.00)	\$0.00	\$0.00
005-0002 - Landels - Phase 2-New Construction & Program Manag (CLOSED)	\$177.20	\$177.20	(\$177.20)	\$0.00	\$0.00
006-0002 - Monta Loma - Phase 2-New Constr. & Program Manage. (CLOSED)	\$59,288.40	\$59,288.40	(\$59,288.40)	\$0.00	\$0.00
011-0002 - Crittenden - Phase 2-New Constr. & Program Manage. (CLOSED)	\$294,252.76	\$294,252.76	(\$294,252.76)	\$0.00	\$0.00
014-0002 - Graham - Phase 2-New Construction & Program Manage (CLOSED)	\$3,107.90	\$3,107.90	(\$3,107.90)	\$0.00	\$0.00
0002 - Phase 2 - New Const & Program Mgmt Combined Subtotal:	\$358,716.26	\$358,716.26	(\$358,716.26)	\$0.00	\$0.00
011-0003 - Crittenden - Phase 3 -Auditorium & Program Manage. (CLOSED)	\$302,772.19	\$302,772.19	(\$302,772.19)	\$0.00	\$0.00
014-0003 - Graham - Phase 3- Auditorium & Program Management (CLOSED)	\$376,456.47	\$376,456.47	(\$376,456.47)	\$0.00	\$0.00
0003 - Phase 3 - Auditorium & Program Management Combined Subtotal:	\$679,228.66	\$679,228.66	(\$679,228.66)	\$0.00	\$0.00
011-0570 - Crittenden - Technology and Data Infrastructure (CLOSED)	\$320,085.31	\$320,085.31	(\$320,085.31)	\$0.00	\$0.00
014-0570 - Graham - Technology and Data Infrastructure (CLOSED)	\$394,017.81	\$394,017.81	(\$394,017.81)	\$0.00	\$0.00
0570 - Technology and Data Infrastructure Subtotal:	\$714,103.12	\$714,103.12	(\$714,103.12)	\$0.00	\$0.00
009-0700 - Districtwide - Capital Projects Services	\$910,767.23	\$910,767.23	(\$910,767.23)	\$0.00	\$0.00
0700 - Program Support Costs Subtotal:	\$910,767.23	\$910,767.23	(\$910,767.23)	\$0.00	\$0.00



Measure G Summary by Project Type as of 8/31/2021

Project	Total Budget	Encumbered	Expenditures	Remaining Budget	Encumbered Balance
002-0701 - Bubb - Construction Prog Management (CLOSED)	\$697,392.37	\$697,392.37	(\$697,392.37)	\$0.00	\$0.00
003-0701 - Castro - Construction Program Management	\$1,951,341.41	\$1,951,341.41	(\$1,951,341.41)	\$0.00	\$0.00
004-0701 - Huff - Construction Prog Management (CLOSED)	\$699,176.92	\$699,176.92	(\$699,176.92)	\$0.00	\$0.00
005-0701 - Landels - Construction Prog Management (CLOSED)	\$694,380.92	\$694,380.92	(\$694,380.92)	\$0.00	\$0.00
006-0701 - Monta Loma - Construction Prog Management	\$974,242.59	\$974,242.59	(\$974,242.59)	\$0.00	\$0.00
007-0701 - Vargas - Construction Prog Management (CLOSED)	\$48,501.51	\$48,501.51	(\$48,501.51)	\$0.00	\$0.00
008-0701 - Theuerkauf - Construction Prog Management (CLOSED)	\$589,275.02	\$589,275.02	(\$589,275.02)	\$0.00	\$0.00
009-0701 - Districtwide - Construction Prog Management	\$416,363.27	\$416,363.27	(\$416,363.27)	\$0.00	\$0.00
011-0701 - Crittenden - Construction Prog Management (CLOSED)	\$9,811,506.16	\$9,811,506.16	(\$9,811,506.16)	\$0.00	\$0.00
013-0701 - Cooper - Construction Prog Management (CLOSED)	\$1,568.75	\$1,568.75	(\$1,568.75)	\$0.00	\$0.00
014-0701 - Graham - Construction Prog Management (CLOSED)	\$4,012,875.18	\$4,012,875.18	(\$4,012,875.18)	\$0.00	\$0.00
015-0701 - Stevenson - Construction Program Management (CLOSED)	\$594,731.35	\$594,731.35	(\$594,731.35)	\$0.00	\$0.00
016-0701 - Mistral - Construction Prog Management	\$1,362,295.81	\$1,362,295.81	(\$1,362,295.81)	\$0.00	\$0.00
026-0701 - Preschool - Latham - Construction Prog Management	\$20,114.84	\$20,114.84	(\$20,114.84)	\$0.00	\$0.00
0701 - Construction Program Management Subtotal:	\$21,873,766.10	\$21,873,766.10	(\$21,873,766.10)	\$0.00	\$0.00
011-0705 - Crittenden - Auditorium Construct/Maintenance (CLOSED)	\$7,908,212.23	\$7,908,212.23	(\$7,908,212.23)	\$0.00	\$0.00
014-0705 - Graham - Auditorium Construct/Maintenance (CLOSED)	\$3,027,154.08	\$3,027,154.08	(\$3,027,154.08)	\$0.00	\$0.00
0705 - Auditorium Construction/Maintenance Subtotal:	\$10,935,366.31	\$10,935,366.31	(\$10,935,366.31)	\$0.00	\$0.00
003-0707 - Castro - Classroom/Building - New (CLOSED)	\$27,630,937.23	\$27,630,937.23	(\$27,630,937.23)	\$0.00	\$0.00
011-0707 - Crittenden - Classroom/Building - New (CLOSED)	\$8,533,886.22	\$8,533,886.22	(\$8,533,886.22)	\$0.00	\$0.00
014-0707 - Graham - Classroom/Building - New (CLOSED)	\$656,667.36	\$656,667.36	(\$656,667.36)	\$0.00	\$0.00
015-0707 - Stevenson - Classroom/Building - New	\$19,496,332.96	\$18,946,332.49	(\$18,946,332.49)	\$550,000.47	\$0.00
016-0707 - Mistral - Classroom/Building - New (CLOSED)	\$105.00	\$105.00	(\$105.00)	\$0.00	\$0.00
0707 - Classroom/Building - New Subtotal:	\$56,317,928.77	\$55,767,928.30	(\$55,767,928.30)	\$550,000.47	\$0.00
002-0708 - Bubb - Classroom/Building - Modernization	\$9,734,195.25	\$9,734,194.50	(\$9,734,194.50)	\$0.75	\$0.00
003-0708 - Castro - Classroom/Building - Modernization (CLOSED)	\$10,338.75	\$10,338.75	(\$10,338.75)	\$0.00	\$0.00
004-0708 - Huff - Classroom/Building - Modernization	\$9,467,091.41	\$9,467,091.41	(\$9,467,091.41)	\$0.00	\$0.00
005-0708 - Landels - Classroom/Building - Modernization	\$9,178,772.60	\$9,178,772.60	(\$9,178,772.60)	\$0.00	\$0.00
006-0708 - Monta Loma - Classroom/Building - Modernization	\$12,391,244.57	\$12,391,244.57	(\$12,391,244.57)	\$0.00	\$0.00
008-0708 - Theuerkauf - Classroom/Building - Modernization	\$7,798,313.05	\$7,798,313.05	(\$7,798,313.05)	\$0.00	\$0.00
011-0708 - Crittenden - Classroom/Building - Modernization (CLOSED)	\$3,445,154.04	\$3,445,154.04	(\$3,445,154.04)	\$0.00	\$0.00



Measure G Summary by Project Type as of 8/31/2021

Project	Total Budget	Encumbered	Expenditures	Remaining Budget	Encumbered Balance
014-0708 - Graham - Classroom/Building - Modernization (CLOSED)	\$8,916,766.43	\$8,916,766.43	(\$8,916,766.43)	\$0.00	\$0.00
016-0708 - Mistral - Classroom/Building - Modernization	\$12,289,266.69	\$12,289,266.69	(\$12,289,266.69)	\$0.00	\$0.00
026-0708 - Preschool - Latham - Classroom/Building - Moderniz (CLOSED)	\$71,696.50	\$71,696.50	(\$71,696.50)	\$0.00	\$0.00
0708 - Classroom/Building - Modernization Subtotal:	\$73,302,839.29	\$73,302,838.54	(\$73,302,838.54)	\$0.75	\$0.00
002-0709 - Bubb - Site Improvements/Fields (CLOSED)	\$122,431.50	\$122,431.50	(\$122,431.50)	\$0.00	\$0.00
005-0709 - Landels - Site Improvements/Fields	\$638,295.59	\$638,293.59	(\$638,293.59)	\$2.00	\$0.00
009-0709 - Districtwide - Site Improvements/Fields	\$705,569.85	\$705,569.05	(\$705,569.05)	\$0.80	\$0.00
011-0709 - Crittenden - Site Improvements/Fields (CLOSED)	\$1,128,020.98	\$1,128,020.98	(\$1,128,020.98)	\$0.00	\$0.00
014-0709 - Graham - Site Improvements/Fields (CLOSED)	\$76,281.68	\$76,281.68	(\$76,281.68)	\$0.00	\$0.00
0709 - Site Improvements/Fields Subtotal:	\$2,670,599.60	\$2,670,596.80	(\$2,670,596.80)	\$2.80	\$0.00
014-0711 - Graham - Security System - New Construction (CLOSED)	\$115,934.62	\$115,934.62	(\$115,934.62)	\$0.00	\$0.00
0711 - Security System - New Construction Subtotal:	\$115,934.62	\$115,934.62	(\$115,934.62)	\$0.00	\$0.00
0718 - Restrooms Subtotal:	\$0.00	\$0.00	\$0.00	\$0.00	\$0.00
002-0719 - Bubb - Temp Housing Construction Project	\$908,458.06	\$908,458.06	(\$908,458.06)	\$0.00	\$0.00
003-0719 - Castro - Temp Housing Construction Project (CLOSED)	\$1,363,649.71	\$1,363,649.71	(\$1,363,649.71)	\$0.00	\$0.00
004-0719 - Huff - Temp Housing Construction Project	\$750,107.69	\$750,107.69	(\$750,107.69)	\$0.00	\$0.00
005-0719 - Landels - Temp Housing Construction Project	\$939,652.06	\$939,652.06	(\$939,652.06)	\$0.00	\$0.00
006-0719 - Monta Loma - Temp Housing Construction Project (CLOSED)	\$37,483.21	\$37,483.21	(\$37,483.21)	\$0.00	\$0.00
008-0719 - Theuerkauf - Temp Housing Construction Project (CLOSED)	\$1,542.39	\$1,542.39	(\$1,542.39)	\$0.00	\$0.00
009-0719 - Districtwide - Temp Housing Construction Project (CLOSED)	\$11,037.25	\$11,037.25	(\$11,037.25)	\$0.00	\$0.00
015-0719 - Stevenson - Temp Housing Construction Project	\$5,110,616.88	\$5,110,616.88	(\$5,110,616.88)	\$0.00	\$0.00
016-0719 - Mistral - Temp Housing Construction Proj (CLOSED)	\$650,586.61	\$650,586.61	(\$650,586.61)	\$0.00	\$0.00
0719 - Temp Housing Construction Project Subtotal:	\$9,773,133.86	\$9,773,133.86	(\$9,773,133.86)	\$0.00	\$0.00
002-0721 - Bubb - MPR Modernization/Construction	\$6,072,127.94	\$6,072,127.94	(\$6,072,127.94)	\$0.00	\$0.00
004-0721 - Huff - MPR Mod/Construction (CLOSED)	\$6,131,869.81	\$6,131,869.81	(\$6,131,869.81)	\$0.00	\$0.00
005-0721 - Landels - MPR Mod/Construction (CLOSED)	\$5,875,910.12	\$5,875,910.12	(\$5,875,910.12)	\$0.00	\$0.00
006-0721 - Monta Loma - MPR Mod/Construction (CLOSED)	\$5,256,215.28	\$5,256,215.28	(\$5,256,215.28)	\$0.00	\$0.00
008-0721 - Theuerkauf - MPR Mod/Construction	\$3,801,106.56	\$3,801,106.14	(\$3,801,106.14)	\$0.42	\$0.00
011-0721 - Crittenden - MPR Mod/Construction (CLOSED)	\$40,863.09	\$40,863.09	(\$40,863.09)	\$0.00	\$0.00
014-0721 - Graham - MPR Modernization/Construction (CLOSED)	\$10,838.56	\$10,838.56	(\$10,838.56)	\$0.00	\$0.00
015-0721 - Stevenson - MPR Mod/Construction (CLOSED)	\$58,431.00	\$58,431.00	(\$58,431.00)	\$0.00	\$0.00



Measure G Summary by Project Type as of 8/31/2021

Project	Total Budget	Encumbered	Expenditures	Remaining Budget	Encumbered Balance
0721 - MPR Modernization/Construction Subtotal:	\$27,247,362.36	\$27,247,361.94	(\$27,247,361.94)	\$0.42	\$0.00
002-0723 - Bubb - Furniture/Fixtures/Equipment	\$9,917.40	\$9,917.40	(\$9,917.40)	\$0.00	\$0.00
003-0723 - Castro - Furniture/Fixtures/Equipment	\$17,793.55	\$17,793.55	(\$17,793.55)	\$0.00	\$0.00
004-0723 - Huff - Furniture/Fixtures/Equipment	\$2,850.97	\$2,850.97	(\$2,850.97)	\$0.00	\$0.00
005-0723 - Landels - Furniture/Fixtures/Equipment	\$9,897.48	\$9,897.48	(\$9,897.48)	\$0.00	\$0.00
006-0723 - Monta Loma - Furniture/Fixtures/Equipment	\$8,244.03	\$8,244.03	(\$8,244.03)	\$0.00	\$0.00
011-0723 - Crittenden - Furniture/Fixtures/Equipment	\$323,823.97	\$323,823.97	(\$323,823.97)	\$0.00	\$0.00
014-0723 - Graham - Furniture/Fixtures/Equipment	\$376,013.97	\$376,013.97	(\$376,013.97)	\$0.00	\$0.00
015-0723 - Stevenson - Furniture/Fixtures/Equipment	\$19,962.28	\$19,962.28	(\$19,962.28)	\$0.00	\$0.00
016-0723 - Mistral - Furniture/Fixtures/Equipment	\$1,616.74	\$1,616.74	(\$1,616.74)	\$0.00	\$0.00
0723 - Furniture/Fixtures/Equipment Subtotal:	\$770,120.39	\$770,120.39	(\$770,120.39)	\$0.00	\$0.00
011-0724 - Crittenden - Kitchen Mod/Construction (CLOSED)	\$373,344.36	\$373,344.36	(\$373,344.36)	\$0.00	\$0.00
014-0724 - Graham - Kitchen Mod/Construction (CLOSED)	\$101,594.54	\$101,594.54	(\$101,594.54)	\$0.00	\$0.00
0724 - Kitchen Modernization/Construction Subtotal:	\$474,938.90	\$474,938.90	(\$474,938.90)	\$0.00	\$0.00
011-0726 - Crittenden - Deferred Maintenance	\$22,783.48	\$22,783.48	(\$22,783.48)	\$0.00	\$0.00
014-0726 - Graham - Deferred Maintenance (CLOSED)	\$106,139.10	\$106,139.10	(\$106,139.10)	\$0.00	\$0.00
0726 - Deferred Maintenance Subtotal:	\$128,922.58	\$128,922.58	(\$128,922.58)	\$0.00	\$0.00
0727 - Solar Program Subtotal:	\$0.00	\$0.00	\$0.00	\$0.00	\$0.00
0728 - Portable Refresh Project Subtotal:	\$0.00	\$0.00	\$0.00	\$0.00	\$0.00
0729 - North Bayshore Development Subtotal:	\$0.00	\$0.00	\$0.00	\$0.00	\$0.00
002-0731 - Bubb - Fencing	\$4,000.00	\$4,000.00	\$0.00	\$0.00	\$4,000.00
003-0731 - Castro - Fencing	\$4,000.00	\$4,000.00	\$0.00	\$0.00	\$4,000.00
004-0731 - Huff - Fencing	\$4,000.00	\$4,000.00	\$0.00	\$0.00	\$4,000.00
005-0731 - Landels - Fencing	\$4,000.00	\$4,000.00	\$0.00	\$0.00	\$4,000.00
006-0731 - Monta Loma - Fencing	\$4,000.00	\$4,000.00	\$0.00	\$0.00	\$4,000.00
008-0731 - Theuerkauf - Fencing	\$4,000.00	\$4,000.00	\$0.00	\$0.00	\$4,000.00
011-0731 - Crittenden - Fencing	\$4,000.00	\$4,000.00	\$0.00	\$0.00	\$4,000.00
014-0731 - Graham - Fencing	\$4,000.00	\$4,000.00	\$0.00	\$0.00	\$4,000.00
015-0731 - Stevenson - Fencing	\$4,000.00	\$4,000.00	\$0.00	\$0.00	\$4,000.00
016-0731 - Mistral - Fencing	\$4,000.00	\$4,000.00	\$0.00	\$0.00	\$4,000.00
0731 - Fencing Subtotal:	\$40,000.00	\$40,000.00	\$0.00	\$0.00	\$40,000.00



Measure G Summary by Project Type as of 8/31/2021

Project	Total Budget	Encumbered	Expenditures	Remaining Budget	Encumbered Balance
015-0799 - Stevenson - Miscellaneous Close-out Project	\$46,981.74	\$46,981.74	(\$46,981.74)	\$0.00	\$0.00
0799 - Miscellaneous Close-out Projects Subtotal:	\$46,981.74	\$46,981.74	(\$46,981.74)	\$0.00	\$0.00
1202 - Goal 1-B/Phase 2 Subtotal:	\$0.00	\$0.00	\$0.00	\$0.00	\$0.00
Grand Total:	\$206,901,629.20	\$206,351,624.76	(\$206,311,624.76)	\$550,004.44	\$40,000.00

Measure T Overview

On March 3, 2020, 69.5% of the local voters passed Measure T, which will generate funding to provide safe/modern classrooms, arts/science labs at neighborhood schools for quality education; relieve student overcrowding; replace aging roofs, inefficient heating/ventilation systems; upgrade, acquire, construct classrooms, facilities, sites/equipment for Mountain View Whisman School District students and staff. The approval percentage was the highest in Santa Clara County of the school bond measures on the ballot.

Measure T will generate up to \$259 million and will ensure our schools continue to provide safe and modern learning environments for our students; for both those who attend now, and those coming to the District in the short-term. Additionally, the District will be able to provide staff and teacher housing at low rental rates to keep them in Mountain View and pay off construction loans to increase the District's flexibility in dealing with long-term growth. Funds will be generated through the sale of general obligation bonds, which are repaid through assessments on residential and commercial property located within the Mountain View Whisman School District. The annual cost to local property owners is limited to \$30 per \$100,000 of assessed property value.

All projects funded by the issuance of Measure T general obligation bonds are subject to review both by the District's Board of Trustees and by an independent citizens' oversight committee. The District also provides many public forums to present progress and seek input from community members, parents, and staff.

The first series of bonds were issued as noted below:

Measure T – General Obligation Bonds

Series A – Issued 5/19/2020	\$ 85,000,000
Remaining Bond Authorization	<u>\$174,000,000</u>
Total Bond Authorization	<u>\$259,000,000</u>



Measure T Bond Summary

Series A Bonds Issued	\$ 85,000,000
Interest Income	\$ 640,247
Refund from Cost of Issuance	<u>\$ 19,901</u>
Remaining Bond Authorization	<u>\$ 174,000,000</u>
Total Revenues in Fund 212	<u>\$ 259,660,148</u>

Project Expenditures as of 8/31/2021	\$ 52,285,155
Encumbrances Remaining (Contracts)	<u>\$ 66,820,891</u>
Total Commitments	\$ 119,106,046
Budget Remaining for Current Projects	<u>\$ 140,554,102</u>
Total Current Project Budgets	<u>\$ 259,660,148</u>

Measure T Financial Summary Breakdown of Improvements by Campus

Site Code	Site	Total Budget	Encumbered ⓘ	Expenditures	Remaining Budget ⓘ	Encumbered Balance
001	District Office	\$1,231,238.50	\$559,188.24	(\$190,616.30)	\$672,050.26	\$368,571.94
002	Bubb	\$6,879,382.00	\$2,174,176.49	(\$1,404,931.67)	\$4,705,205.51	\$769,244.82
003	Castro	\$2,748,979.00	\$1,000,023.81	(\$402,883.99)	\$1,748,955.19	\$597,139.82
004	Huff	\$7,506,951.00	\$2,533,908.37	(\$1,338,093.66)	\$4,973,042.63	\$1,195,814.71
005	Landels	\$32,439,496.00	\$2,368,202.01	(\$1,289,109.38)	\$30,071,293.99	\$1,079,092.63
006	Monta Loma	\$8,557,752.00	\$1,139,022.54	(\$213,058.06)	\$7,418,729.46	\$925,964.48
007	Vargas	\$3,727,647.00	\$900,298.73	(\$404,510.98)	\$2,827,348.27	\$495,787.75
008	Theuerkauf	\$9,373,311.00	\$1,991,691.13	(\$552,790.32)	\$7,381,619.87	\$1,438,900.81
009	Districtwide	\$153,794,108.02	\$95,919,929.39	(\$40,698,045.60)	\$57,874,178.63	\$55,221,883.79
011	Crittenden	\$9,655,163.00	\$1,712,016.89	(\$451,279.85)	\$7,943,146.11	\$1,260,737.04
014	Graham	\$11,895,730.00	\$3,301,064.66	(\$1,993,836.66)	\$8,594,665.34	\$1,307,228.00
015	Stevenson	\$2,884,808.50	\$1,086,432.58	(\$286,322.42)	\$1,798,375.92	\$800,110.16
016	Mistral	\$8,847,618.00	\$4,420,090.86	(\$3,059,675.72)	\$4,427,527.14	\$1,360,415.14
025	Preschool - Montecito	\$117,964.00	\$0.00	\$0.00	\$117,964.00	\$0.00
Allocated Budget		\$259,660,148.02	\$119,106,045.70	(\$52,285,154.61)	\$140,554,102.32	\$66,820,891.09

Measure T Projects in Process

Modernization of Mistral Admin Building (Current Building)



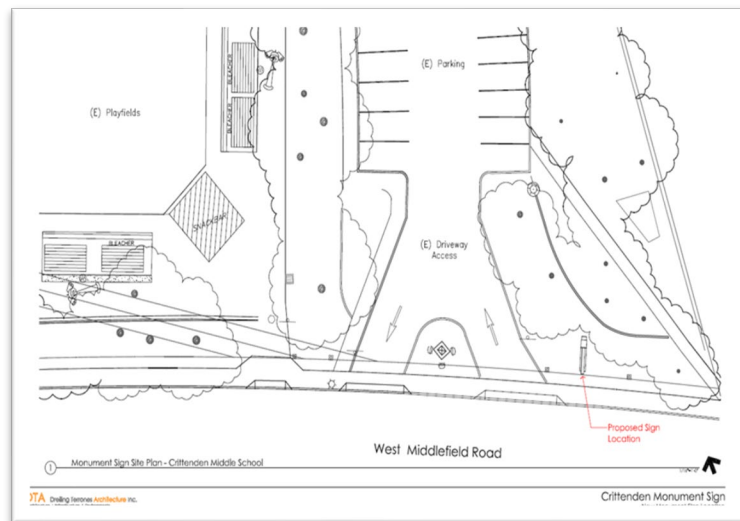
Playfield Restroom Structures (Sample)



Huff Portable Project (Schematic)



Marquee Sign Placements (Crittenden Shown)



Measure T Financial Summary

Breakdown of Improvements by Project Type

Project Code	Project	Total Budget	Encumbered ⓘ	Expenditures	Remaining Budget ⓘ	Encumbered Balance
0700	Program Support Costs	\$2,621,157.40	\$1,143,339.25	(\$623,036.08)	\$1,477,818.15	\$520,303.17
0701	Construction Program Management	\$19,062.90	\$19,062.90	(\$19,062.90)	\$0.00	\$0.00
0702	COP Debt Repayment	\$38,253,517.72	\$38,253,517.72	(\$38,253,517.72)	\$0.00	\$0.00
0707	Classroom/Building - New	\$24,778,720.00	\$0.00	\$0.00	\$24,778,720.00	\$0.00
0708	Classroom/Building - Modernization	\$3,030,115.00	\$2,542,325.58	(\$1,965,312.33)	\$487,789.42	\$577,013.25
0710	Program Contingency	\$34,770,934.00	\$0.00	\$0.00	\$34,770,934.00	\$0.00
0714	Paving Project	\$297,970.00	\$0.00	\$0.00	\$297,970.00	\$0.00
0715	Districtwide Unallocated	\$17,628,293.00	\$0.00	\$0.00	\$17,628,293.00	\$0.00
0723	Furniture/Fixtures/Equipment	\$1,250,000.00	\$0.00	\$0.00	\$1,250,000.00	\$0.00
0727	Solar Program	\$16,715,000.00	\$10,180,923.55	(\$3,812,196.70)	\$6,534,076.45	\$6,368,726.85
0731	Fencing	\$2,742,956.00	\$1,300,748.05	(\$357,348.14)	\$1,442,207.95	\$943,399.91
0732	Lighting	\$3,114,375.00	\$437,635.50	(\$145,610.50)	\$2,676,739.50	\$292,025.00
0733	HVAC	\$18,657,318.00	\$5,921,847.78	(\$4,441,763.87)	\$12,735,470.22	\$1,480,083.91
0734	Outdoor Learning	\$7,978,936.00	\$440,000.00	\$0.00	\$7,538,936.00	\$440,000.00
0735	Window / Window Covering	\$18,657,100.00	\$0.00	\$0.00	\$18,657,100.00	\$0.00
0736	Storage	\$871,156.00	\$77,790.00	(\$2,580.00)	\$793,366.00	\$75,210.00
0737	Surveillance cameras	\$2,988,312.00	\$0.00	\$0.00	\$2,988,312.00	\$0.00
0738	Park Facilities	\$986,875.00	\$619,134.00	(\$50,904.00)	\$367,741.00	\$568,230.00
0739	Paving and Utility work	\$1,501,065.00	\$535,828.63	(\$471,799.88)	\$965,236.37	\$64,028.75
0740	Plumbing	\$139,375.00	\$0.00	\$0.00	\$139,375.00	\$0.00
0741	New classroom portable	\$421,879.00	\$313,970.64	(\$37,475.87)	\$107,908.36	\$276,494.77
0742	Electrical upgrade	\$522,601.00	\$69,001.00	(\$14,600.11)	\$453,600.00	\$54,400.89
0743	Marquee Sign	\$271,235.00	\$244,418.58	(\$192,553.58)	\$26,816.42	\$51,865.00
0744	Parking lot improvement	\$541,052.00	\$102,493.00	(\$22,597.82)	\$438,559.00	\$79,895.18
0780	Staff Housing	\$60,901,143.00	\$56,904,009.52	(\$1,874,795.11)	\$3,997,133.48	\$55,029,214.41
	Allocated Budget	\$259,660,148.02	\$119,106,045.70	(\$52,285,154.61)	\$140,554,102.32	\$66,820,891.09

**Measure T Master Facilities
Plan and Bond
Infographics - Fliers used in
Preparation for Measure T**



INCLUDED IN MEASURE T

BENEFITTING ALL SCHOOLS





































































- **Affordable staff housing**
 - Ensures our high-quality teachers and staff can stay in MVWSD
- Vargas Elementary and District Office **construction costs repayment** (certificates of participation)
 - Reduces reliance on lease revenue to free funding for long-term growth solutions

Bond prioritizes:

- **Staff housing**
- **Construction repayment frees up funding for other school projects**







WHAT EACH SCHOOL GETS (3-5 YEARS)








Bubb									
Castro									
Crittenden									
Graham									
Huff									
Landels									
Mistral									
Montal Loma									
Stevenson									
Theuerkauf									
Vargas									

PROJECTS TOUCH EACH SCHOOL


Safety

- Perimeter controls to monitor access onto campuses during school hours 
- Improved site lighting in parking, playground and other areas 
- Separate adult restrooms at playfields 
- Add storage, removing hazards 

Operational Efficiency

- Replace aging mechanical HVAC systems 
- Replace windows with high-performing glass. 
- Add shade structures 
- Add solar arrays to offset electrical costs 
- Add landscaping to reduce heat islands 
- Repair site plumbing lines 
- Upgrade electrical 

Short-Term Growth

- Adding space to Landels and Huff, where the most short-term growth is predicted 

MASTER FACILITIES PLAN

PURPOSE

- 10- year plan
- Describes how MVWSD will modernize and redesign existing school campuses as they age and student population grows
- Continues the planning efforts of the former 2010 facilities plan
- Includes feedback from community

10 YEARS

Addresses:

- **Safety/Operational Efficiency**
- **Short-Term Growth**
- **Long-Term Growth**

FUNDING THE PLAN

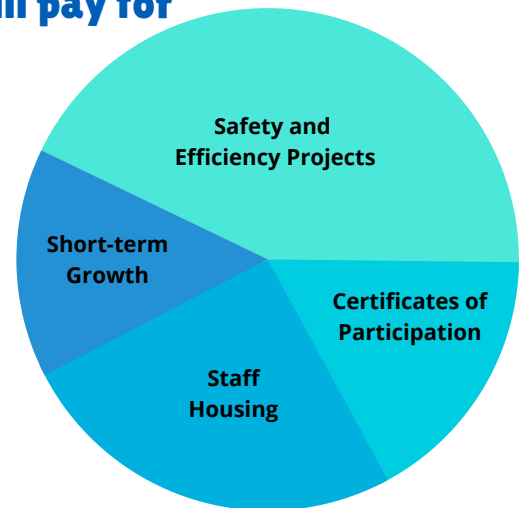
- Former plan documented \$422 million worth of capital projects
- Not every need could be accomplished with Measure G (\$198 million), although many were
- New Bond/Measure T: Cost to taxpayers: \$30 per \$100,000 of assessed (not market) value annually

Measure T Bond prioritizes:

- **Safety/Operational Efficiency**
- **Short-Term Growth**
- **Long-Term Growth – Not Funded**

Bond – March 3, 2020

\$259 million – What Measure T will pay for



NOT INCLUDED IN MEASURE T BOND LONG-TERM GROWTH NEEDS

In the next 5–20 years

Growth concentrated in North

Expected to add 2,500 students to

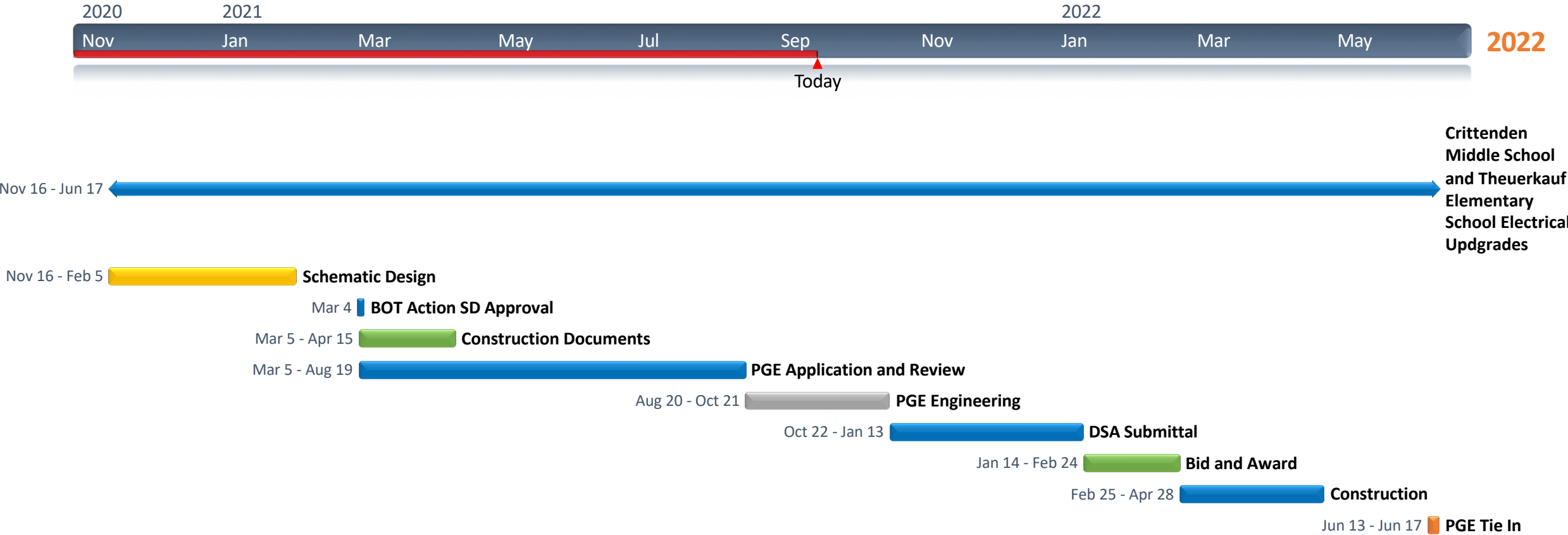
**MVWSD = 2 new elementary schools and
1000 middle school seats**

- More study and community engagement
- Continued advocacy with developers and City on consistent school strategy
- Explore alternative funding options
- Explore the viability of additional land for new schools


Measure T Construction Projects Master Plan Schedule



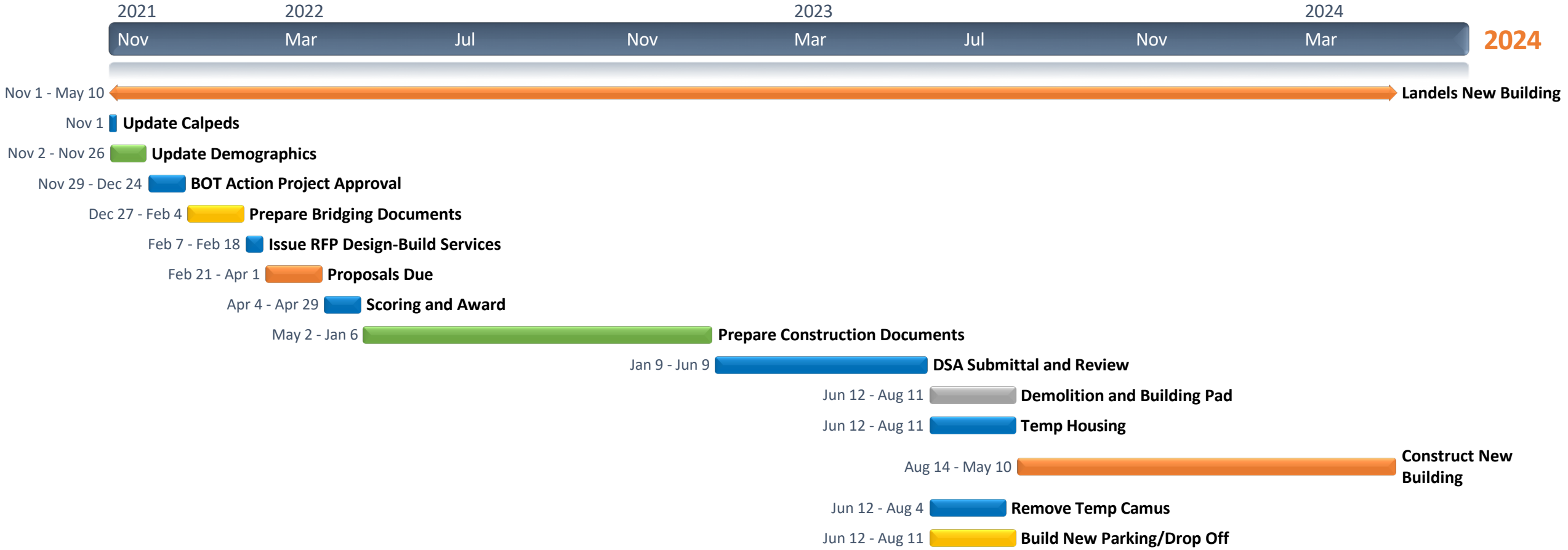
Crittenden Middle School & Theuerkauf Elementary School Electrical Upgrades



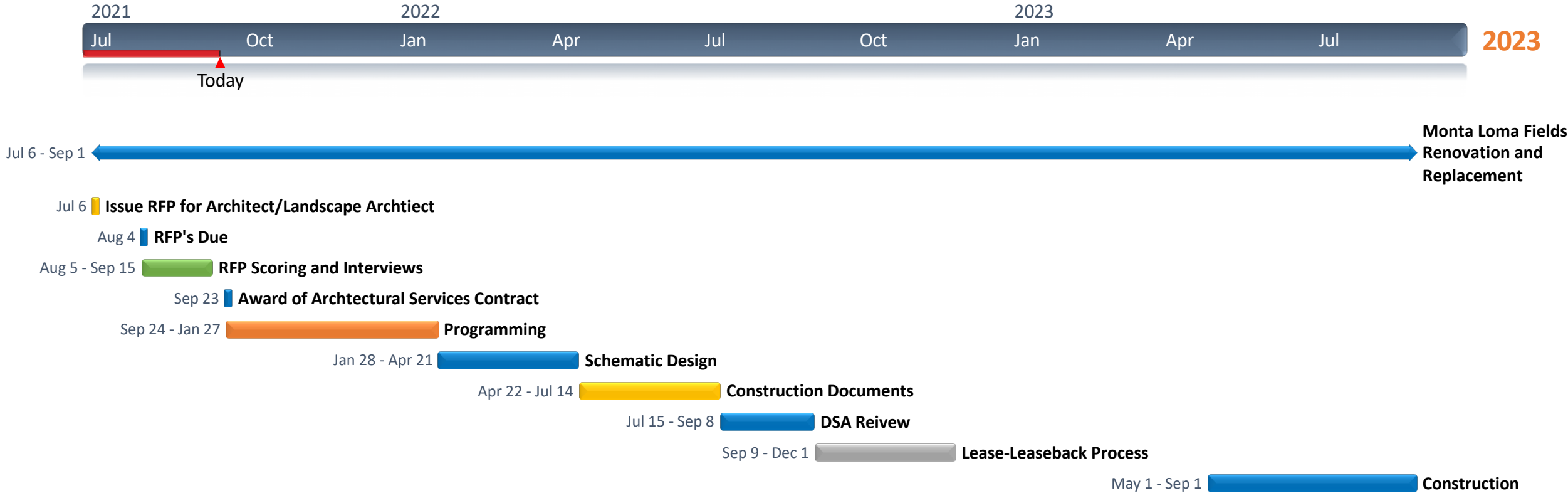
Imai Portable Project



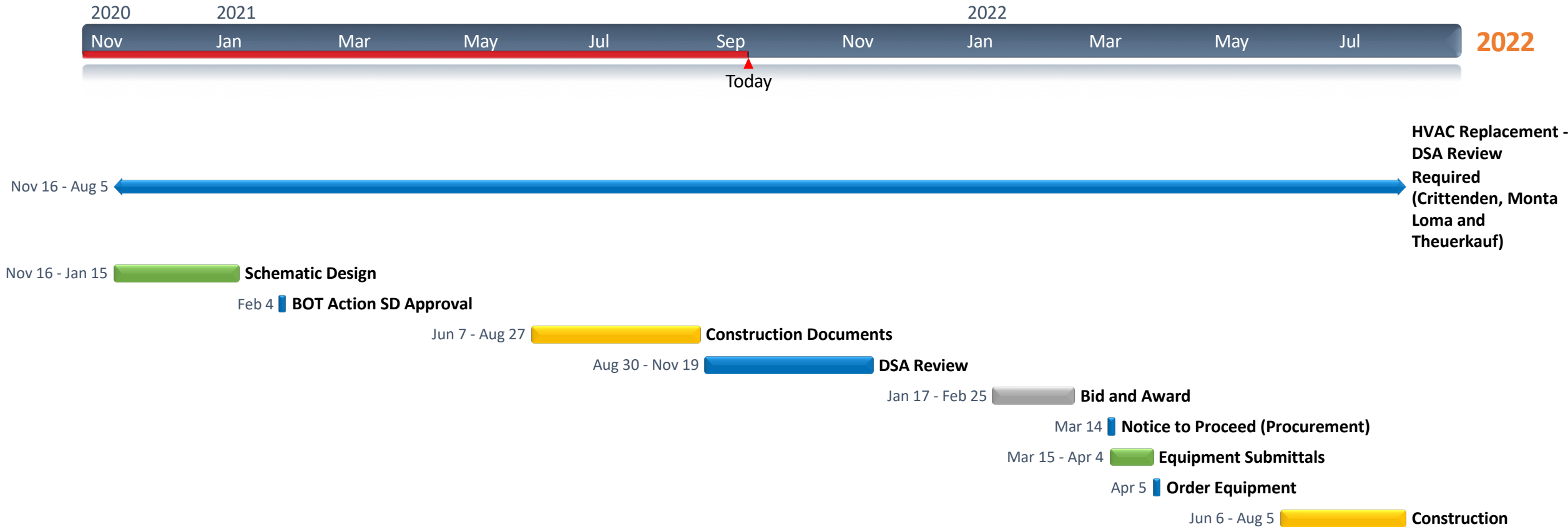
Landels New Building



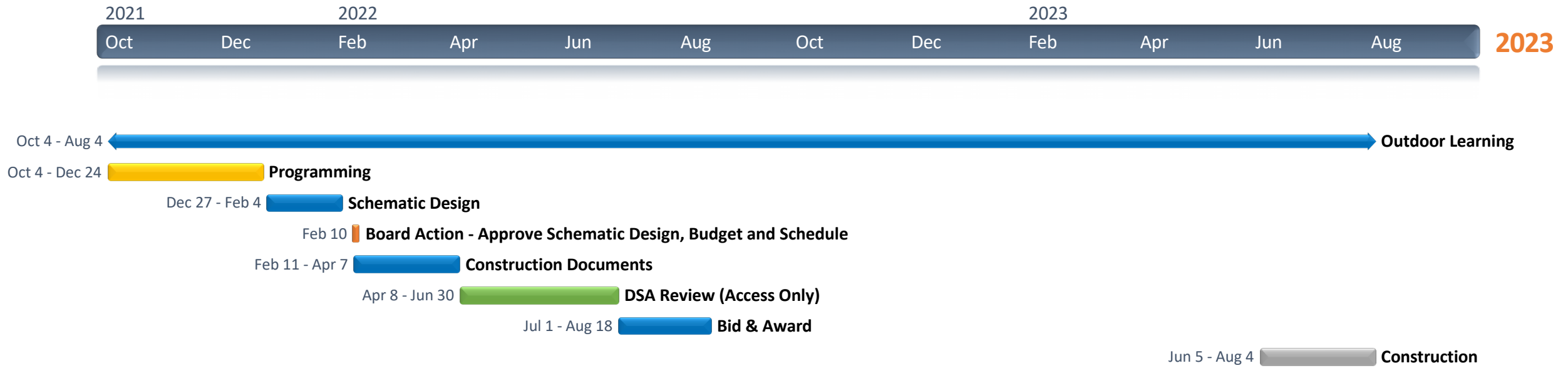
Monta Loma Fields Renovation & Replacement



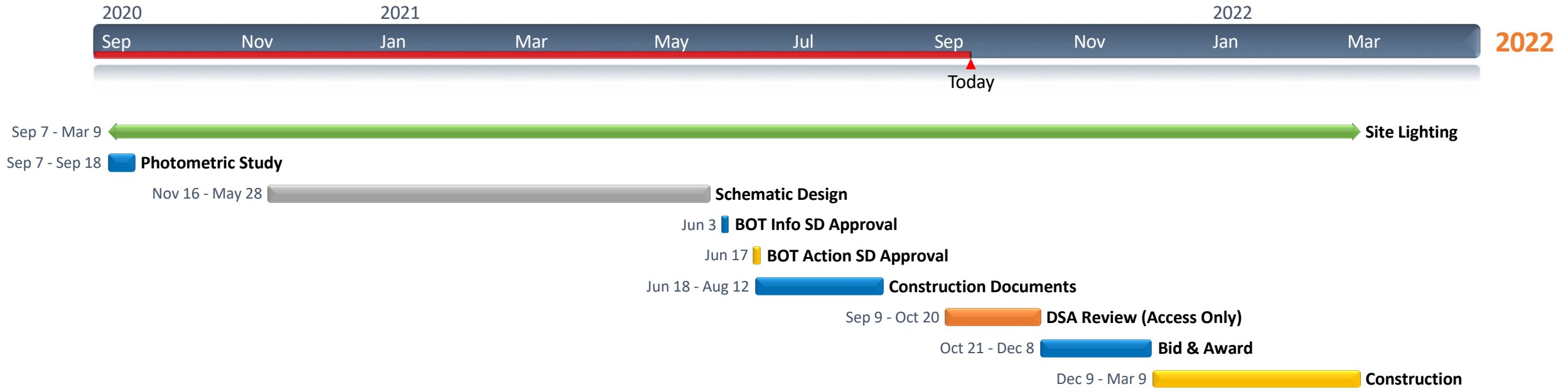
HVAC Replacement- DSA Review Required (Crittenden, Monta Loma & Theuerkauf)



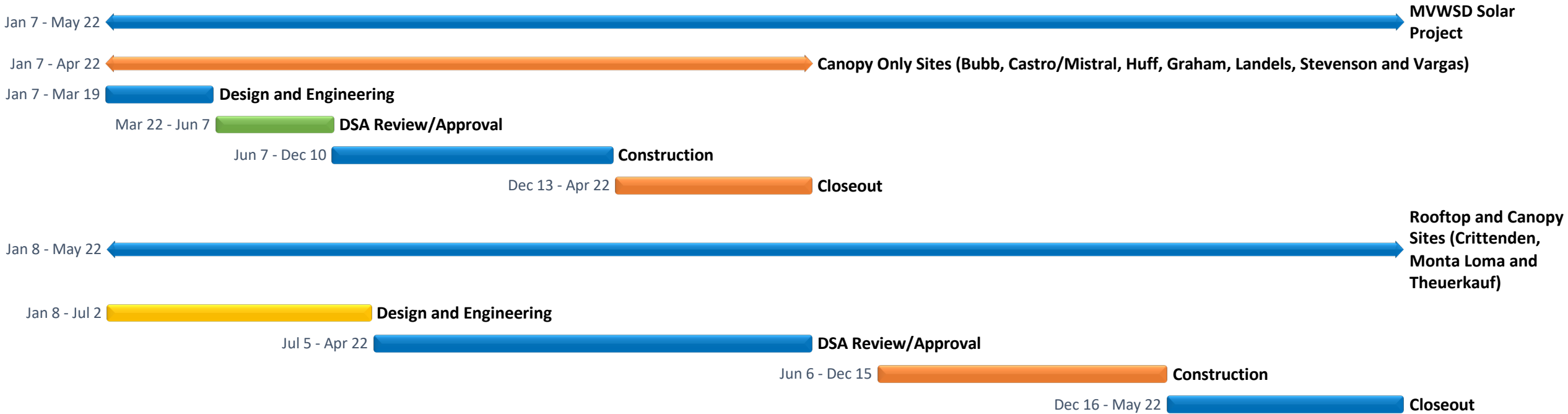

Outdoor Learning




Site Lighting



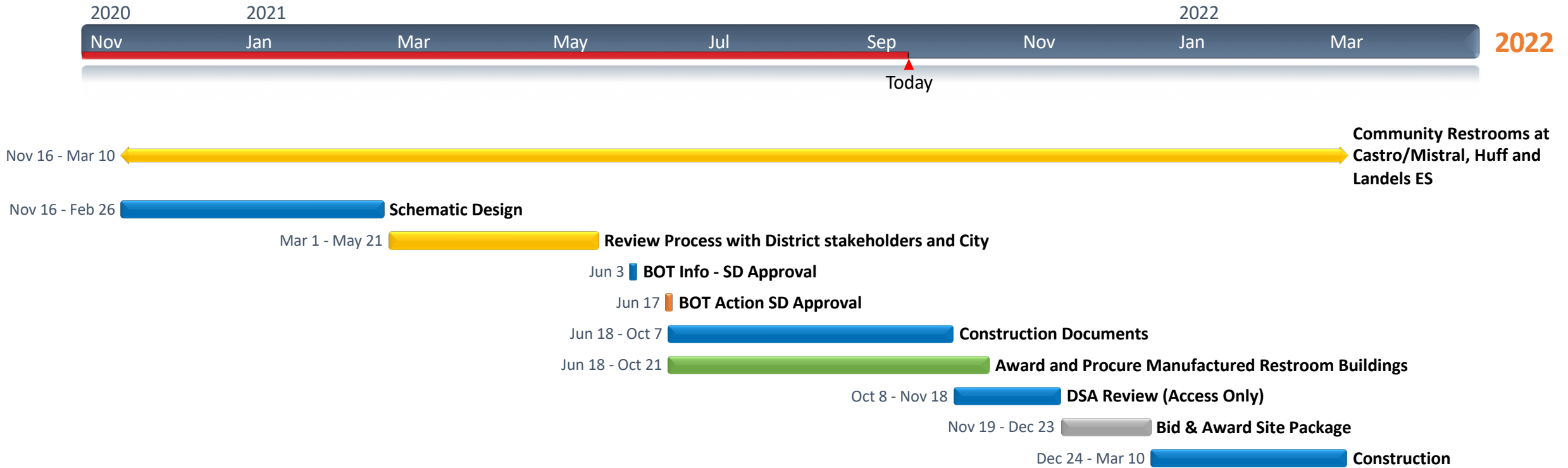
MVWSD Solar Project



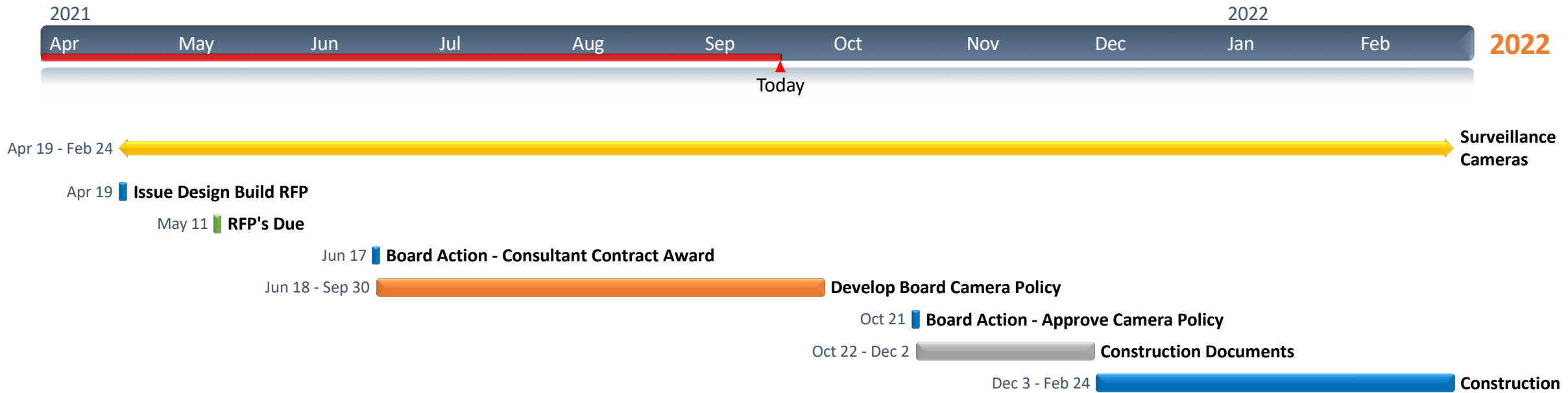
MVWSD Window Replacement Project (phase 1 pending board approval)



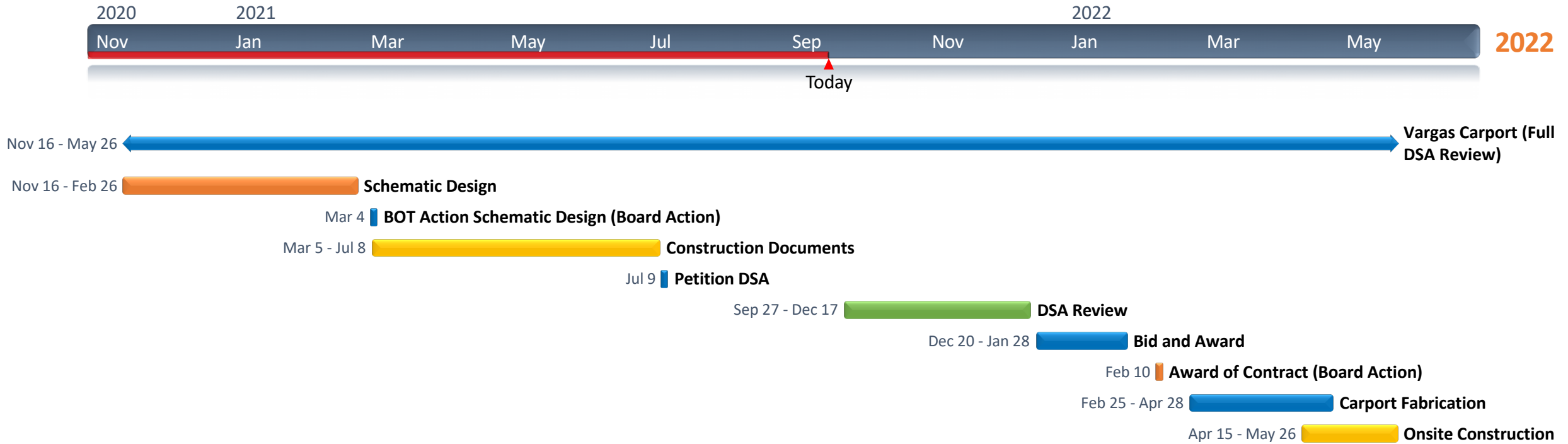
Community Restrooms at Castro/Mistral, Huff & Landels ES



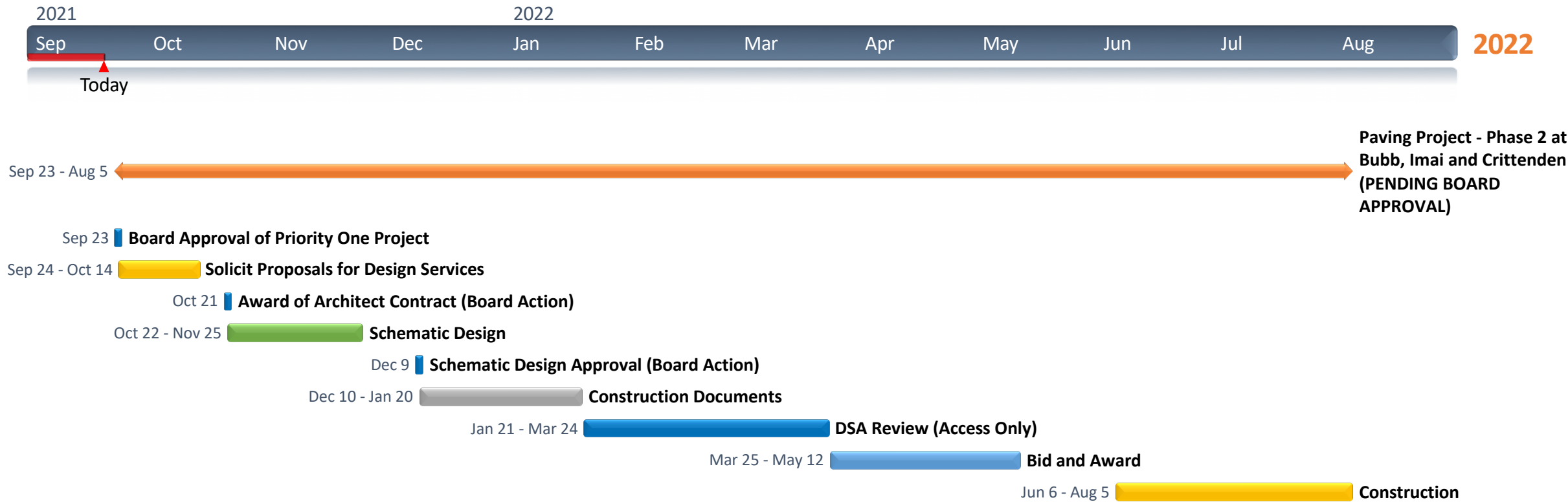
Surveillance Cameras



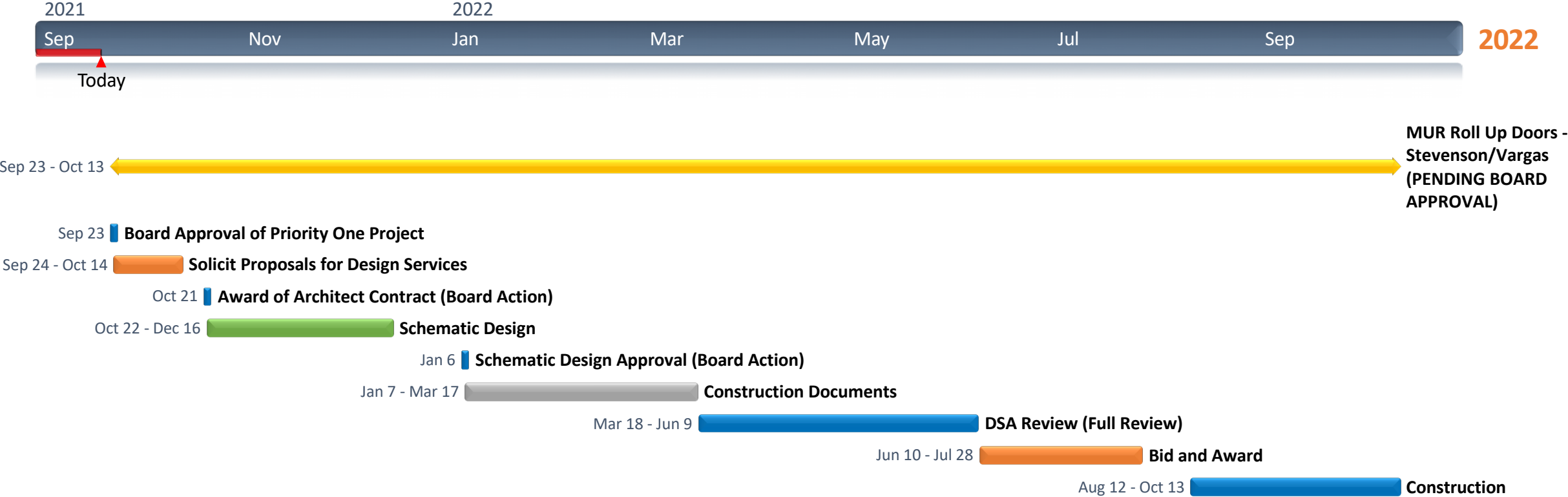
Vargas Carport (Full DSA Review)



Paving Project- Phase 2 at Bubb, Imai & Crittenden (PENDING BOARD APPROVAL)



MUR Roll Up Doors- Stevenson/Vargas (PENDING BOARD APPROVAL)



Cumulative Measure T Program Overall Summary Report by Campus

from Inception to
August 31, 2021





Project	Total Budget	Encumbered	Expenditures	Remaining Budget	Encumbered Balance
000 - Districtwide - Cost of Issuance Subtotal:	\$0.00	\$0.00	\$0.00	\$0.00	\$0.00
001-0727 - District Office - Solar Program	\$870,174.50	\$524,967.37	(\$176,460.93)	\$345,207.13	\$348,506.44
001-0732 - District Office - Lighting	\$178,775.00	\$23,981.39	(\$9,708.89)	\$154,793.61	\$14,272.50
001-0733 - District Office - HVAC	\$64,324.00	\$10,239.48	(\$4,446.48)	\$54,084.52	\$5,793.00
001-0737 - District Office - Surveillance cameras	\$117,965.00	\$0.00	\$0.00	\$117,965.00	\$0.00
001 - District Office Subtotal:	\$1,231,238.50	\$559,188.24	(\$190,616.30)	\$672,050.26	\$368,571.94
002-0723 - Bubb - Furniture/Fixtures/Equipment	\$125,000.00	\$0.00	\$0.00	\$125,000.00	\$0.00
002-0727 - Bubb - Solar Program	\$1,402,612.00	\$712,196.75	(\$410,497.81)	\$690,415.25	\$301,698.94
002-0731 - Bubb - Fencing	\$316,258.00	\$175,844.02	(\$47,990.52)	\$140,413.98	\$127,853.50
002-0732 - Bubb - Lighting	\$298,639.00	\$39,302.64	(\$11,665.14)	\$259,336.36	\$27,637.50
002-0733 - Bubb - HVAC	\$1,744,594.00	\$1,202,833.08	(\$934,778.20)	\$541,760.92	\$268,054.88
002-0734 - Bubb - Outdoor Learning	\$653,902.00	\$44,000.00	\$0.00	\$609,902.00	\$44,000.00
002-0735 - Bubb - Window / Window Covering	\$2,092,164.00	\$0.00	\$0.00	\$2,092,164.00	\$0.00
002-0737 - Bubb - Surveillance cameras	\$246,213.00	\$0.00	\$0.00	\$246,213.00	\$0.00
002 - Bubb Subtotal:	\$6,879,382.00	\$2,174,176.49	(\$1,404,931.67)	\$4,705,205.51	\$769,244.82
003-0723 - Castro - Furniture/Fixtures/Equipment	\$62,500.00	\$0.00	\$0.00	\$62,500.00	\$0.00
003-0727 - Castro - Solar Program	\$770,308.00	\$625,338.37	(\$283,300.20)	\$144,969.63	\$342,038.17
003-0731 - Castro - Fencing	\$237,632.00	\$103,911.15	(\$32,994.94)	\$133,720.85	\$70,916.21
003-0732 - Castro - Lighting	\$173,756.00	\$39,302.64	(\$11,665.14)	\$134,453.36	\$27,637.50
003-0733 - Castro - HVAC	\$112,816.00	\$5,793.00	\$0.00	\$107,023.00	\$5,793.00
003-0734 - Castro - Outdoor Learning	\$532,659.00	\$22,000.00	\$0.00	\$510,659.00	\$22,000.00
003-0736 - Castro - Storage	\$277,689.00	\$25,930.00	(\$860.00)	\$251,759.00	\$25,070.00
003-0737 - Castro - Surveillance cameras	\$267,749.00	\$0.00	\$0.00	\$267,749.00	\$0.00
003-0738 - Castro - Park Facilities	\$164,479.00	\$103,188.50	(\$8,484.00)	\$61,290.50	\$94,704.50
003-0739 - Castro - Paving and Utility work	\$149,391.00	\$74,560.15	(\$65,579.71)	\$74,830.85	\$8,980.44
003 - Castro Subtotal:	\$2,748,979.00	\$1,000,023.81	(\$402,883.99)	\$1,748,955.19	\$597,139.82
004-0723 - Huff - Furniture/Fixtures/Equipment	\$125,000.00	\$0.00	\$0.00	\$125,000.00	\$0.00



Measure T Summary by Site as of 8/31/2021

Project	Total Budget	Encumbered	Expenditures	Remaining Budget	Encumbered Balance
004-0727 - Huff - Solar Program	\$1,414,496.00	\$726,664.76	(\$424,318.61)	\$687,831.24	\$302,346.15
004-0731 - Huff - Fencing	\$293,845.00	\$164,459.21	(\$44,842.80)	\$129,385.79	\$119,616.41
004-0732 - Huff - Lighting	\$298,639.00	\$39,302.64	(\$11,665.14)	\$259,336.36	\$27,637.50
004-0733 - Huff - HVAC	\$1,648,594.00	\$1,039,133.12	(\$802,823.24)	\$609,460.88	\$236,309.88
004-0734 - Huff - Outdoor Learning	\$653,899.00	\$44,000.00	\$0.00	\$609,899.00	\$44,000.00
004-0735 - Huff - Window / Window Covering	\$2,096,964.00	\$0.00	\$0.00	\$2,096,964.00	\$0.00
004-0737 - Huff - Surveillance cameras	\$224,677.00	\$0.00	\$0.00	\$224,677.00	\$0.00
004-0738 - Huff - Park Facilities	\$328,958.00	\$206,378.00	(\$16,968.00)	\$122,580.00	\$189,410.00
004-0741 - Huff - New classroom portable	\$421,879.00	\$313,970.64	(\$37,475.87)	\$107,908.36	\$276,494.77
004 - Huff Subtotal:	\$7,506,951.00	\$2,533,908.37	(\$1,338,093.66)	\$4,973,042.63	\$1,195,814.71
005-0707 - Landels - Classroom/Building - New	\$24,778,720.00	\$0.00	\$0.00	\$24,778,720.00	\$0.00
005-0714 - Landels - Paving Project	\$297,970.00	\$0.00	\$0.00	\$297,970.00	\$0.00
005-0723 - Landels - Furniture/Fixtures/Equipment	\$125,000.00	\$0.00	\$0.00	\$125,000.00	\$0.00
005-0727 - Landels - Solar Program	\$1,487,815.00	\$799,983.76	(\$394,580.93)	\$687,831.24	\$405,402.83
005-0731 - Landels - Fencing	\$506,341.00	\$239,402.66	(\$63,069.25)	\$266,938.34	\$176,333.41
005-0732 - Landels - Lighting	\$298,641.00	\$39,305.47	(\$11,667.97)	\$259,335.53	\$27,637.50
005-0733 - Landels - HVAC	\$1,640,511.00	\$1,039,132.12	(\$802,823.23)	\$601,378.88	\$236,308.89
005-0734 - Landels - Outdoor Learning	\$653,899.00	\$44,000.00	\$0.00	\$609,899.00	\$44,000.00
005-0735 - Landels - Window / Window Covering	\$2,096,964.00	\$0.00	\$0.00	\$2,096,964.00	\$0.00
005-0737 - Landels - Surveillance cameras	\$224,677.00	\$0.00	\$0.00	\$224,677.00	\$0.00
005-0738 - Landels - Park Facilities	\$328,958.00	\$206,378.00	(\$16,968.00)	\$122,580.00	\$189,410.00
005 - Landels Subtotal:	\$32,439,496.00	\$2,368,202.01	(\$1,289,109.38)	\$30,071,293.99	\$1,079,092.63
006-0723 - Monta Loma - Furniture/Fixtures/Equipment	\$125,000.00	\$0.00	\$0.00	\$125,000.00	\$0.00
006-0727 - Monta Loma - Solar Program	\$1,583,510.00	\$881,222.76	(\$102,220.07)	\$702,287.24	\$779,002.69
006-0731 - Monta Loma - Fencing	\$326,440.00	\$29,394.25	(\$19,895.08)	\$297,045.75	\$9,499.17
006-0732 - Monta Loma - Lighting	\$298,641.00	\$44,305.47	(\$16,432.97)	\$254,335.53	\$27,872.50
006-0733 - Monta Loma - HVAC	\$2,904,985.00	\$132,598.42	(\$68,683.53)	\$2,772,386.58	\$63,914.89



Measure T Summary by Site as of 8/31/2021

Project	Total Budget	Encumbered	Expenditures	Remaining Budget	Encumbered Balance
006-0734 - Monta Loma - Outdoor Learning	\$653,899.00	\$44,000.00	\$0.00	\$609,899.00	\$44,000.00
006-0735 - Monta Loma - Window / Window Covering	\$2,316,964.00	\$0.00	\$0.00	\$2,316,964.00	\$0.00
006-0737 - Monta Loma - Surveillance cameras	\$256,981.00	\$0.00	\$0.00	\$256,981.00	\$0.00
006-0739 - Monta Loma - Paving & Utility Work	\$73,671.00	\$7,501.64	(\$5,826.41)	\$66,169.36	\$1,675.23
006-0740 - Monta Loma - Plumbing	\$17,661.00	\$0.00	\$0.00	\$17,661.00	\$0.00
006 - Monta Loma Subtotal:	\$8,557,752.00	\$1,139,022.54	(\$213,058.06)	\$7,418,729.46	\$925,964.48
007-0723 - Vargas - Furniture/Fixtures/Equipment	\$125,000.00	\$0.00	\$0.00	\$125,000.00	\$0.00
007-0727 - Vargas - Solar Program	\$1,276,555.00	\$586,139.76	(\$272,441.94)	\$690,415.24	\$313,697.82
007-0732 - Vargas - Lighting (CLOSED)	\$298,638.00	\$23,981.39	(\$9,708.89)	\$274,656.61	\$14,272.50
007-0733 - Vargas - HVAC	\$133,021.00	\$5,793.00	\$0.00	\$127,228.00	\$5,793.00
007-0734 - Vargas - Outdoor Learning	\$653,899.00	\$44,000.00	\$0.00	\$609,899.00	\$44,000.00
007-0736 - Vargas - Storage	\$315,778.00	\$25,930.00	(\$860.00)	\$289,848.00	\$25,070.00
007-0737 - Vargas - Surveillance cameras	\$246,213.00	\$0.00	\$0.00	\$246,213.00	\$0.00
007-0740 - Vargas - Plumbing	\$17,411.00	\$0.00	\$0.00	\$17,411.00	\$0.00
007-0743 - Vargas - Marquee Sign	\$120,080.00	\$111,961.58	(\$98,902.33)	\$8,118.42	\$13,059.25
007-0744 - Vargas - Parking lot improvement	\$541,052.00	\$102,493.00	(\$22,597.82)	\$438,559.00	\$79,895.18
007 - Vargas Subtotal:	\$3,727,647.00	\$900,298.73	(\$404,510.98)	\$2,827,348.27	\$495,787.75
008-0723 - Theuerkauf - Furniture/Fixtures/Equipment	\$125,000.00	\$0.00	\$0.00	\$125,000.00	\$0.00
008-0727 - Theuerkauf - Solar Program	\$2,014,457.00	\$1,314,753.76	(\$146,230.58)	\$699,703.24	\$1,168,523.18
008-0731 - Theuerkauf - Fencing	\$132,254.00	\$83,480.16	(\$23,866.45)	\$48,773.84	\$59,613.71
008-0732 - Theuerkauf - Lighting	\$298,638.00	\$39,302.64	(\$11,665.14)	\$259,335.36	\$27,637.50
008-0733 - Theuerkauf - HVAC	\$1,968,697.00	\$123,695.15	(\$59,780.26)	\$1,845,001.85	\$63,914.89
008-0734 - Theuerkauf - Outdoor Learning	\$653,899.00	\$44,000.00	\$0.00	\$609,899.00	\$44,000.00
008-0735 - Theuerkauf - Window / Window Covering	\$2,426,964.00	\$0.00	\$0.00	\$2,426,964.00	\$0.00
008-0737 - Theuerkauf - Surveillance cameras	\$300,053.00	\$0.00	\$0.00	\$300,053.00	\$0.00
008-0739 - Theuerkauf - Paving & Utility Work	\$1,048,853.00	\$349,458.42	(\$301,447.78)	\$699,394.58	\$48,010.64
008-0740 - Theuerkauf - Plumbing	\$24,161.00	\$0.00	\$0.00	\$24,161.00	\$0.00



Project	Total Budget	Encumbered	Expenditures	Remaining Budget	Encumbered Balance
008-0742 - Theuerkauf - Electrical upgrade	\$380,335.00	\$37,001.00	(\$9,800.11)	\$343,334.00	\$27,200.89
008 - Theuerkauf Subtotal:	\$9,373,311.00	\$1,991,691.13	(\$552,790.32)	\$7,381,619.87	\$1,438,900.81
009-0700 - Districtwide - Capital Projects Services	\$2,221,157.40	\$743,339.25	(\$550,669.87)	\$1,477,818.15	\$192,669.38
009-0701 - Districtwide - Construction Prog Management	\$19,062.90	\$19,062.90	(\$19,062.90)	\$0.00	\$0.00
009-0702 - Districtwide - COP Debt Repayment	\$38,253,517.72	\$38,253,517.72	(\$38,253,517.72)	\$0.00	\$0.00
009-0710 - Districtwide - Program Contingency	\$34,770,934.00	\$0.00	\$0.00	\$34,770,934.00	\$0.00
009-0715 - Districtwide - Unallocated	\$17,628,293.00	\$0.00	\$0.00	\$17,628,293.00	\$0.00
009-0780 - Districtwide - Staff Housing	\$60,901,143.00	\$56,904,009.52	(\$1,874,795.11)	\$3,997,133.48	\$55,029,214.41
009 - Districtwide Subtotal:	\$153,794,108.02	\$95,919,929.39	(\$40,698,045.60)	\$57,874,178.63	\$55,221,883.79
011-0723 - Crittenden - Furniture/Fixtures/Equipment	\$125,000.00	\$0.00	\$0.00	\$125,000.00	\$0.00
011-0727 - Crittenden - Solar Program	\$1,755,071.00	\$1,044,859.76	(\$115,044.32)	\$710,211.24	\$929,815.44
011-0731 - Crittenden - Fencing	\$297,701.00	\$175,405.59	(\$51,405.57)	\$122,295.41	\$124,000.02
011-0732 - Crittenden - Lighting	\$178,797.00	\$39,305.47	(\$11,667.97)	\$139,491.53	\$27,637.50
011-0733 - Crittenden - HVAC	\$3,840,354.00	\$139,680.65	(\$75,764.76)	\$3,700,673.35	\$63,915.89
011-0734 - Crittenden - Outdoor Learning	\$1,065,309.00	\$44,000.00	\$0.00	\$1,021,309.00	\$44,000.00
011-0735 - Crittenden - Window / Window Covering	\$1,563,164.00	\$0.00	\$0.00	\$1,563,164.00	\$0.00
011-0737 - Crittenden - Surveillance cameras	\$289,285.00	\$0.00	\$0.00	\$289,285.00	\$0.00
011-0739 - Crittenden - Paving & Utility7 Work	\$229,150.00	\$104,308.42	(\$98,945.98)	\$124,841.58	\$5,362.44
011-0740 - Crittenden - Plumbing	\$17,911.00	\$0.00	\$0.00	\$17,911.00	\$0.00
011-0742 - Crittenden - Electrical upgrade	\$142,266.00	\$32,000.00	(\$4,800.00)	\$110,266.00	\$27,200.00
011-0743 - Crittenden - Marquee Sign	\$151,155.00	\$132,457.00	(\$93,651.25)	\$18,698.00	\$38,805.75
011 - Crittenden Subtotal:	\$9,655,163.00	\$1,712,016.89	(\$451,279.85)	\$7,943,146.11	\$1,260,737.04
014-0723 - Graham - Furniture/Fixtures/Equipment	\$125,000.00	\$0.00	\$0.00	\$125,000.00	\$0.00
014-0727 - Graham - Solar Program	\$2,499,518.00	\$1,811,690.76	(\$1,024,540.18)	\$687,827.24	\$787,150.58
014-0731 - Graham - Fencing	\$292,122.00	\$167,935.30	(\$18,118.52)	\$124,186.70	\$149,816.78
014-0732 - Graham - Lighting	\$438,661.00	\$44,305.47	(\$16,432.97)	\$394,355.53	\$27,872.50
014-0733 - Graham - HVAC	\$2,905,734.00	\$1,233,133.13	(\$934,744.99)	\$1,672,600.87	\$298,388.14



Measure T Summary by Site as of 8/31/2021

Project	Total Budget	Encumbered	Expenditures	Remaining Budget	Encumbered Balance
014-0734 - Graham - Outdoor Learning	\$1,271,013.00	\$44,000.00	\$0.00	\$1,227,013.00	\$44,000.00
014-0735 - Graham - Window / Window Covering	\$4,021,952.00	\$0.00	\$0.00	\$4,021,952.00	\$0.00
014-0737 - Graham - Surveillance cameras	\$310,821.00	\$0.00	\$0.00	\$310,821.00	\$0.00
014-0740 - Graham - Plumbing	\$30,909.00	\$0.00	\$0.00	\$30,909.00	\$0.00
014 - Graham Subtotal:	\$11,895,730.00	\$3,301,064.66	(\$1,993,836.66)	\$8,594,665.34	\$1,307,228.00
015-0700 - Stevenson - Capital Projects Services	\$400,000.00	\$400,000.00	(\$72,366.21)	\$0.00	\$327,633.79
015-0723 - Stevenson - Furniture/Fixtures/Equipment	\$125,000.00	\$0.00	\$0.00	\$125,000.00	\$0.00
015-0727 - Stevenson - Solar Program	\$870,175.50	\$527,767.37	(\$179,260.93)	\$342,408.13	\$348,506.44
015-0731 - Stevenson - Fencing	\$102,731.00	\$57,004.57	(\$22,170.14)	\$45,726.43	\$34,834.43
015-0732 - Stevenson - Lighting	\$178,794.00	\$25,937.64	(\$11,665.14)	\$152,856.36	\$14,272.50
015-0733 - Stevenson - HVAC	\$145,144.00	\$5,793.00	\$0.00	\$139,351.00	\$5,793.00
015-0734 - Stevenson - Outdoor Learning	\$653,899.00	\$44,000.00	\$0.00	\$609,899.00	\$44,000.00
015-0736 - Stevenson - Storage	\$277,689.00	\$25,930.00	(\$860.00)	\$251,759.00	\$25,070.00
015-0737 - Stevenson - Surveillance cameras	\$117,965.00	\$0.00	\$0.00	\$117,965.00	\$0.00
015-0740 - Stevenson - Plumbing	\$13,411.00	\$0.00	\$0.00	\$13,411.00	\$0.00
015 - Stevenson Subtotal:	\$2,884,808.50	\$1,086,432.58	(\$286,322.42)	\$1,798,375.92	\$800,110.16
016-0708 - Mistral - Classroom/Building - Modernization	\$3,030,115.00	\$2,542,325.58	(\$1,965,312.33)	\$487,789.42	\$577,013.25
016-0723 - Mistral - Furniture/Fixtures/Equipment	\$62,500.00	\$0.00	\$0.00	\$62,500.00	\$0.00
016-0727 - Mistral - Solar Program	\$770,308.00	\$625,338.37	(\$283,300.20)	\$144,969.63	\$342,038.17
016-0731 - Mistral - Fencing	\$237,632.00	\$103,911.14	(\$32,994.87)	\$133,720.86	\$70,916.27
016-0732 - Mistral - Lighting	\$173,756.00	\$39,302.64	(\$11,665.14)	\$134,453.36	\$27,637.50
016-0733 - Mistral - HVAC	\$1,548,544.00	\$984,023.63	(\$757,919.18)	\$564,520.37	\$226,104.45
016-0734 - Mistral - Outdoor Learning	\$532,659.00	\$22,000.00	\$0.00	\$510,659.00	\$22,000.00
016-0735 - Mistral - Window / Window Covering	\$2,041,964.00	\$0.00	\$0.00	\$2,041,964.00	\$0.00
016-0737 - Mistral - Surveillance cameras	\$267,749.00	\$0.00	\$0.00	\$267,749.00	\$0.00
016-0738 - Mistral - Park Facilities	\$164,480.00	\$103,189.50	(\$8,484.00)	\$61,290.50	\$94,705.50
016-0740 - Mistral - Plumbing	\$17,911.00	\$0.00	\$0.00	\$17,911.00	\$0.00



Project	Total Budget	Encumbered	Expenditures	Remaining Budget	Encumbered Balance
016 - Mistral Subtotal:	\$8,847,618.00	\$4,420,090.86	(\$3,059,675.72)	\$4,427,527.14	\$1,360,415.14
025-0737 - Preschool - Montecito - Surveillance cameras	\$117,964.00	\$0.00	\$0.00	\$117,964.00	\$0.00
025 - Preschool - Montecito Subtotal:	\$117,964.00	\$0.00	\$0.00	\$117,964.00	\$0.00
Grand Total:	\$259,660,148.02	\$119,106,045.70	(\$52,285,154.61)	\$140,554,102.32	\$66,820,891.09

Cumulative Measure T Program Overall Summary Report by Project Type

**from Inception to
August 31, 2021**





Measure T Summary by Project Type as of 8/31/2021

Project	Total Budget	Encumbered	Expenditures	Remaining Budget	Encumbered Balance
0000 - Districtwide (COI)/Sitewide Undesignated) Subtotal:	\$0.00	\$0.00	\$0.00	\$0.00	\$0.00
009-0700 - Districtwide - Capital Projects Services	\$2,221,157.40	\$743,339.25	(\$550,669.87)	\$1,477,818.15	\$192,669.38
015-0700 - Stevenson - Capital Projects Services	\$400,000.00	\$400,000.00	(\$72,366.21)	\$0.00	\$327,633.79
0700 - Program Support Costs Subtotal:	\$2,621,157.40	\$1,143,339.25	(\$623,036.08)	\$1,477,818.15	\$520,303.17
009-0701 - Districtwide - Construction Prog Management	\$19,062.90	\$19,062.90	(\$19,062.90)	\$0.00	\$0.00
0701 - Construction Program Management Subtotal:	\$19,062.90	\$19,062.90	(\$19,062.90)	\$0.00	\$0.00
009-0702 - Districtwide - COP Debt Repayment	\$38,253,517.72	\$38,253,517.72	(\$38,253,517.72)	\$0.00	\$0.00
0702 - COP Debt Repayment Subtotal:	\$38,253,517.72	\$38,253,517.72	(\$38,253,517.72)	\$0.00	\$0.00
005-0707 - Landels - Classroom/Building - New	\$24,778,720.00	\$0.00	\$0.00	\$24,778,720.00	\$0.00
0707 - Classroom/Building - New Subtotal:	\$24,778,720.00	\$0.00	\$0.00	\$24,778,720.00	\$0.00
016-0708 - Mistral - Classroom/Building - Modernization	\$3,030,115.00	\$2,542,325.58	(\$1,965,312.33)	\$487,789.42	\$577,013.25
0708 - Classroom/Building - Modernization Subtotal:	\$3,030,115.00	\$2,542,325.58	(\$1,965,312.33)	\$487,789.42	\$577,013.25
009-0710 - Districtwide - Program Contingency	\$34,770,934.00	\$0.00	\$0.00	\$34,770,934.00	\$0.00
0710 - Program Contingency Subtotal:	\$34,770,934.00	\$0.00	\$0.00	\$34,770,934.00	\$0.00
005-0714 - Landels - Paving Project	\$297,970.00	\$0.00	\$0.00	\$297,970.00	\$0.00
0714 - Paving Project Subtotal:	\$297,970.00	\$0.00	\$0.00	\$297,970.00	\$0.00
009-0715 - Districtwide - Unallocated	\$17,628,293.00	\$0.00	\$0.00	\$17,628,293.00	\$0.00
0715 - Districtwide Unallocated Subtotal:	\$17,628,293.00	\$0.00	\$0.00	\$17,628,293.00	\$0.00
002-0723 - Bubb - Furniture/Fixtures/Equipment	\$125,000.00	\$0.00	\$0.00	\$125,000.00	\$0.00
003-0723 - Castro - Furniture/Fixtures/Equipment	\$62,500.00	\$0.00	\$0.00	\$62,500.00	\$0.00
004-0723 - Huff - Furniture/Fixtures/Equipment	\$125,000.00	\$0.00	\$0.00	\$125,000.00	\$0.00
005-0723 - Landels - Furniture/Fixtures/Equipment	\$125,000.00	\$0.00	\$0.00	\$125,000.00	\$0.00
006-0723 - Monta Loma - Furniture/Fixtures/Equipment	\$125,000.00	\$0.00	\$0.00	\$125,000.00	\$0.00
007-0723 - Vargas - Furniture/Fixtures/Equipment	\$125,000.00	\$0.00	\$0.00	\$125,000.00	\$0.00
008-0723 - Theuerkauf - Furniture/Fixtures/Equipment	\$125,000.00	\$0.00	\$0.00	\$125,000.00	\$0.00
011-0723 - Crittenden - Furniture/Fixtures/Equipment	\$125,000.00	\$0.00	\$0.00	\$125,000.00	\$0.00
014-0723 - Graham - Furniture/Fixtures/Equipment	\$125,000.00	\$0.00	\$0.00	\$125,000.00	\$0.00



Measure T Summary by Project Type as of 8/31/2021

Project	Total Budget	Encumbered	Expenditures	Remaining Budget	Encumbered Balance
015-0723 - Stevenson - Furniture/Fixtures/Equipment	\$125,000.00	\$0.00	\$0.00	\$125,000.00	\$0.00
016-0723 - Mistral - Furniture/Fixtures/Equipment	\$62,500.00	\$0.00	\$0.00	\$62,500.00	\$0.00
0723 - Furniture/Fixtures/Equipment Subtotal:	\$1,250,000.00	\$0.00	\$0.00	\$1,250,000.00	\$0.00
001-0727 - District Office - Solar Program	\$870,174.50	\$524,967.37	(\$176,460.93)	\$345,207.13	\$348,506.44
002-0727 - Bubb - Solar Program	\$1,402,612.00	\$712,196.75	(\$410,497.81)	\$690,415.25	\$301,698.94
003-0727 - Castro - Solar Program	\$770,308.00	\$625,338.37	(\$283,300.20)	\$144,969.63	\$342,038.17
004-0727 - Huff - Solar Program	\$1,414,496.00	\$726,664.76	(\$424,318.61)	\$687,831.24	\$302,346.15
005-0727 - Landels - Solar Program	\$1,487,815.00	\$799,983.76	(\$394,580.93)	\$687,831.24	\$405,402.83
006-0727 - Monta Loma - Solar Program	\$1,583,510.00	\$881,222.76	(\$102,220.07)	\$702,287.24	\$779,002.69
007-0727 - Vargas - Solar Program	\$1,276,555.00	\$586,139.76	(\$272,441.94)	\$690,415.24	\$313,697.82
008-0727 - Theuerkauf - Solar Program	\$2,014,457.00	\$1,314,753.76	(\$146,230.58)	\$699,703.24	\$1,168,523.18
011-0727 - Crittenden - Solar Program	\$1,755,071.00	\$1,044,859.76	(\$115,044.32)	\$710,211.24	\$929,815.44
014-0727 - Graham - Solar Program	\$2,499,518.00	\$1,811,690.76	(\$1,024,540.18)	\$687,827.24	\$787,150.58
015-0727 - Stevenson - Solar Program	\$870,175.50	\$527,767.37	(\$179,260.93)	\$342,408.13	\$348,506.44
016-0727 - Mistral - Solar Program	\$770,308.00	\$625,338.37	(\$283,300.20)	\$144,969.63	\$342,038.17
0727 - Solar Program Subtotal:	\$16,715,000.00	\$10,180,923.55	(\$3,812,196.70)	\$6,534,076.45	\$6,368,726.85
002-0731 - Bubb - Fencing	\$316,258.00	\$175,844.02	(\$47,990.52)	\$140,413.98	\$127,853.50
003-0731 - Castro - Fencing	\$237,632.00	\$103,911.15	(\$32,994.94)	\$133,720.85	\$70,916.21
004-0731 - Huff - Fencing	\$293,845.00	\$164,459.21	(\$44,842.80)	\$129,385.79	\$119,616.41
005-0731 - Landels - Fencing	\$506,341.00	\$239,402.66	(\$63,069.25)	\$266,938.34	\$176,333.41
006-0731 - Monta Loma - Fencing	\$326,440.00	\$29,394.25	(\$19,895.08)	\$297,045.75	\$9,499.17
008-0731 - Theuerkauf - Fencing	\$132,254.00	\$83,480.16	(\$23,866.45)	\$48,773.84	\$59,613.71
011-0731 - Crittenden - Fencing	\$297,701.00	\$175,405.59	(\$51,405.57)	\$122,295.41	\$124,000.02
014-0731 - Graham - Fencing	\$292,122.00	\$167,935.30	(\$18,118.52)	\$124,186.70	\$149,816.78
015-0731 - Stevenson - Fencing	\$102,731.00	\$57,004.57	(\$22,170.14)	\$45,726.43	\$34,834.43
016-0731 - Mistral - Fencing	\$237,632.00	\$103,911.14	(\$32,994.87)	\$133,720.86	\$70,916.27
0731 - Fencing Subtotal:	\$2,742,956.00	\$1,300,748.05	(\$357,348.14)	\$1,442,207.95	\$943,399.91



Measure T Summary by Project Type as of 8/31/2021

Project	Total Budget	Encumbered	Expenditures	Remaining Budget	Encumbered Balance
001-0732 - District Office - Lighting	\$178,775.00	\$23,981.39	(\$9,708.89)	\$154,793.61	\$14,272.50
002-0732 - Bubb - Lighting	\$298,639.00	\$39,302.64	(\$11,665.14)	\$259,336.36	\$27,637.50
003-0732 - Castro - Lighting	\$173,756.00	\$39,302.64	(\$11,665.14)	\$134,453.36	\$27,637.50
004-0732 - Huff - Lighting	\$298,639.00	\$39,302.64	(\$11,665.14)	\$259,336.36	\$27,637.50
005-0732 - Landels - Lighting	\$298,641.00	\$39,305.47	(\$11,667.97)	\$259,335.53	\$27,637.50
006-0732 - Monta Loma - Lighting	\$298,641.00	\$44,305.47	(\$16,432.97)	\$254,335.53	\$27,872.50
007-0732 - Vargas - Lighting (CLOSED)	\$298,638.00	\$23,981.39	(\$9,708.89)	\$274,656.61	\$14,272.50
008-0732 - Theuerkauf - Lighting	\$298,638.00	\$39,302.64	(\$11,665.14)	\$259,335.36	\$27,637.50
011-0732 - Crittenden - Lighting	\$178,797.00	\$39,305.47	(\$11,667.97)	\$139,491.53	\$27,637.50
014-0732 - Graham - Lighting	\$438,661.00	\$44,305.47	(\$16,432.97)	\$394,355.53	\$27,872.50
015-0732 - Stevenson - Lighting	\$178,794.00	\$25,937.64	(\$11,665.14)	\$152,856.36	\$14,272.50
016-0732 - Mistral - Lighting	\$173,756.00	\$39,302.64	(\$11,665.14)	\$134,453.36	\$27,637.50
0732 - Lighting Subtotal:	\$3,114,375.00	\$437,635.50	(\$145,610.50)	\$2,676,739.50	\$292,025.00
001-0733 - District Office - HVAC	\$64,324.00	\$10,239.48	(\$4,446.48)	\$54,084.52	\$5,793.00
002-0733 - Bubb - HVAC	\$1,744,594.00	\$1,202,833.08	(\$934,778.20)	\$541,760.92	\$268,054.88
003-0733 - Castro - HVAC	\$112,816.00	\$5,793.00	\$0.00	\$107,023.00	\$5,793.00
004-0733 - Huff - HVAC	\$1,648,594.00	\$1,039,133.12	(\$802,823.24)	\$609,460.88	\$236,309.88
005-0733 - Landels - HVAC	\$1,640,511.00	\$1,039,132.12	(\$802,823.23)	\$601,378.88	\$236,308.89
006-0733 - Monta Loma - HVAC	\$2,904,985.00	\$132,598.42	(\$68,683.53)	\$2,772,386.58	\$63,914.89
007-0733 - Vargas - HVAC	\$133,021.00	\$5,793.00	\$0.00	\$127,228.00	\$5,793.00
008-0733 - Theuerkauf - HVAC	\$1,968,697.00	\$123,695.15	(\$59,780.26)	\$1,845,001.85	\$63,914.89
011-0733 - Crittenden - HVAC	\$3,840,354.00	\$139,680.65	(\$75,764.76)	\$3,700,673.35	\$63,915.89
014-0733 - Graham - HVAC	\$2,905,734.00	\$1,233,133.13	(\$934,744.99)	\$1,672,600.87	\$298,388.14
015-0733 - Stevenson - HVAC	\$145,144.00	\$5,793.00	\$0.00	\$139,351.00	\$5,793.00
016-0733 - Mistral - HVAC	\$1,548,544.00	\$984,023.63	(\$757,919.18)	\$564,520.37	\$226,104.45
0733 - HVAC Subtotal:	\$18,657,318.00	\$5,921,847.78	(\$4,441,763.87)	\$12,735,470.22	\$1,480,083.91
002-0734 - Bubb - Outdoor Learning	\$653,902.00	\$44,000.00	\$0.00	\$609,902.00	\$44,000.00



Measure T Summary by Project Type as of 8/31/2021

Project	Total Budget	Encumbered	Expenditures	Remaining Budget	Encumbered Balance
003-0734 - Castro - Outdoor Learning	\$532,659.00	\$22,000.00	\$0.00	\$510,659.00	\$22,000.00
004-0734 - Huff - Outdoor Learning	\$653,899.00	\$44,000.00	\$0.00	\$609,899.00	\$44,000.00
005-0734 - Landels - Outdoor Learning	\$653,899.00	\$44,000.00	\$0.00	\$609,899.00	\$44,000.00
006-0734 - Monta Loma - Outdoor Learning	\$653,899.00	\$44,000.00	\$0.00	\$609,899.00	\$44,000.00
007-0734 - Vargas - Outdoor Learning	\$653,899.00	\$44,000.00	\$0.00	\$609,899.00	\$44,000.00
008-0734 - Theuerkauf - Outdoor Learning	\$653,899.00	\$44,000.00	\$0.00	\$609,899.00	\$44,000.00
011-0734 - Crittenden - Outdoor Learning	\$1,065,309.00	\$44,000.00	\$0.00	\$1,021,309.00	\$44,000.00
014-0734 - Graham - Outdoor Learning	\$1,271,013.00	\$44,000.00	\$0.00	\$1,227,013.00	\$44,000.00
015-0734 - Stevenson - Outdoor Learning	\$653,899.00	\$44,000.00	\$0.00	\$609,899.00	\$44,000.00
016-0734 - Mistral - Outdoor Learning	\$532,659.00	\$22,000.00	\$0.00	\$510,659.00	\$22,000.00
0734 - Outdoor Learning Subtotal:	\$7,978,936.00	\$440,000.00	\$0.00	\$7,538,936.00	\$440,000.00
002-0735 - Bubb - Window / Window Covering	\$2,092,164.00	\$0.00	\$0.00	\$2,092,164.00	\$0.00
004-0735 - Huff - Window / Window Covering	\$2,096,964.00	\$0.00	\$0.00	\$2,096,964.00	\$0.00
005-0735 - Landels - Window / Window Covering	\$2,096,964.00	\$0.00	\$0.00	\$2,096,964.00	\$0.00
006-0735 - Monta Loma - Window / Window Covering	\$2,316,964.00	\$0.00	\$0.00	\$2,316,964.00	\$0.00
008-0735 - Theuerkauf - Window / Window Covering	\$2,426,964.00	\$0.00	\$0.00	\$2,426,964.00	\$0.00
011-0735 - Crittenden - Window / Window Covering	\$1,563,164.00	\$0.00	\$0.00	\$1,563,164.00	\$0.00
014-0735 - Graham - Window / Window Covering	\$4,021,952.00	\$0.00	\$0.00	\$4,021,952.00	\$0.00
016-0735 - Mistral - Window / Window Covering	\$2,041,964.00	\$0.00	\$0.00	\$2,041,964.00	\$0.00
0735 - Window / Window Covering Subtotal:	\$18,657,100.00	\$0.00	\$0.00	\$18,657,100.00	\$0.00
003-0736 - Castro - Storage	\$277,689.00	\$25,930.00	(\$860.00)	\$251,759.00	\$25,070.00
007-0736 - Vargas - Storage	\$315,778.00	\$25,930.00	(\$860.00)	\$289,848.00	\$25,070.00
015-0736 - Stevenson - Storage	\$277,689.00	\$25,930.00	(\$860.00)	\$251,759.00	\$25,070.00
0736 - Storage Subtotal:	\$871,156.00	\$77,790.00	(\$2,580.00)	\$793,366.00	\$75,210.00
001-0737 - District Office - Surveillance cameras	\$117,965.00	\$0.00	\$0.00	\$117,965.00	\$0.00
002-0737 - Bubb - Surveillance cameras	\$246,213.00	\$0.00	\$0.00	\$246,213.00	\$0.00
003-0737 - Castro - Surveillance cameras	\$267,749.00	\$0.00	\$0.00	\$267,749.00	\$0.00



Measure T Summary by Project Type as of 8/31/2021

Project	Total Budget	Encumbered	Expenditures	Remaining Budget	Encumbered Balance
004-0737 - Huff - Surveillance cameras	\$224,677.00	\$0.00	\$0.00	\$224,677.00	\$0.00
005-0737 - Landels - Surveillance cameras	\$224,677.00	\$0.00	\$0.00	\$224,677.00	\$0.00
006-0737 - Monta Loma - Surveillance cameras	\$256,981.00	\$0.00	\$0.00	\$256,981.00	\$0.00
007-0737 - Vargas - Surveillance cameras	\$246,213.00	\$0.00	\$0.00	\$246,213.00	\$0.00
008-0737 - Theuerkauf - Surveillance cameras	\$300,053.00	\$0.00	\$0.00	\$300,053.00	\$0.00
011-0737 - Crittenden - Surveillance cameras	\$289,285.00	\$0.00	\$0.00	\$289,285.00	\$0.00
014-0737 - Graham - Surveillance cameras	\$310,821.00	\$0.00	\$0.00	\$310,821.00	\$0.00
015-0737 - Stevenson - Surveillance cameras	\$117,965.00	\$0.00	\$0.00	\$117,965.00	\$0.00
016-0737 - Mistral - Surveillance cameras	\$267,749.00	\$0.00	\$0.00	\$267,749.00	\$0.00
025-0737 - Preschool - Montecito - Surveillance cameras	\$117,964.00	\$0.00	\$0.00	\$117,964.00	\$0.00
0737 - Surveillance cameras Subtotal:	\$2,988,312.00	\$0.00	\$0.00	\$2,988,312.00	\$0.00
003-0738 - Castro - Park Facilities	\$164,479.00	\$103,188.50	(\$8,484.00)	\$61,290.50	\$94,704.50
004-0738 - Huff - Park Facilities	\$328,958.00	\$206,378.00	(\$16,968.00)	\$122,580.00	\$189,410.00
005-0738 - Landels - Park Facilities	\$328,958.00	\$206,378.00	(\$16,968.00)	\$122,580.00	\$189,410.00
016-0738 - Mistral - Park Facilities	\$164,480.00	\$103,189.50	(\$8,484.00)	\$61,290.50	\$94,705.50
0738 - Park Facilities Subtotal:	\$986,875.00	\$619,134.00	(\$50,904.00)	\$367,741.00	\$568,230.00
003-0739 - Castro - Paving and Utility work	\$149,391.00	\$74,560.15	(\$65,579.71)	\$74,830.85	\$8,980.44
006-0739 - Monta Loma - Paving & Utility Work	\$73,671.00	\$7,501.64	(\$5,826.41)	\$66,169.36	\$1,675.23
008-0739 - Theuerkauf - Paving & Utility Work	\$1,048,853.00	\$349,458.42	(\$301,447.78)	\$699,394.58	\$48,010.64
011-0739 - Crittenden - Paving & Utility7 Work	\$229,150.00	\$104,308.42	(\$98,945.98)	\$124,841.58	\$5,362.44
0739 - Paving and Utility work Subtotal:	\$1,501,065.00	\$535,828.63	(\$471,799.88)	\$965,236.37	\$64,028.75
006-0740 - Monta Loma - Plumbing	\$17,661.00	\$0.00	\$0.00	\$17,661.00	\$0.00
007-0740 - Vargas - Plumbing	\$17,411.00	\$0.00	\$0.00	\$17,411.00	\$0.00
008-0740 - Theuerkauf - Plumbing	\$24,161.00	\$0.00	\$0.00	\$24,161.00	\$0.00
011-0740 - Crittenden - Plumbing	\$17,911.00	\$0.00	\$0.00	\$17,911.00	\$0.00
014-0740 - Graham - Plumbing	\$30,909.00	\$0.00	\$0.00	\$30,909.00	\$0.00
015-0740 - Stevenson - Plumbing	\$13,411.00	\$0.00	\$0.00	\$13,411.00	\$0.00



Measure T Summary by Project Type as of 8/31/2021

Project	Total Budget	Encumbered	Expenditures	Remaining Budget	Encumbered Balance
016-0740 - Mistral - Plumbing	\$17,911.00	\$0.00	\$0.00	\$17,911.00	\$0.00
0740 - Plumbing Subtotal:	\$139,375.00	\$0.00	\$0.00	\$139,375.00	\$0.00
004-0741 - Huff - New classroom portable	\$421,879.00	\$313,970.64	(\$37,475.87)	\$107,908.36	\$276,494.77
0741 - New classroom portable Subtotal:	\$421,879.00	\$313,970.64	(\$37,475.87)	\$107,908.36	\$276,494.77
008-0742 - Theuerkauf - Electrical upgrade	\$380,335.00	\$37,001.00	(\$9,800.11)	\$343,334.00	\$27,200.89
011-0742 - Crittenden - Electrical upgrade	\$142,266.00	\$32,000.00	(\$4,800.00)	\$110,266.00	\$27,200.00
0742 - Electrical upgrade Subtotal:	\$522,601.00	\$69,001.00	(\$14,600.11)	\$453,600.00	\$54,400.89
007-0743 - Vargas - Marquee Sign	\$120,080.00	\$111,961.58	(\$98,902.33)	\$8,118.42	\$13,059.25
011-0743 - Crittenden - Marquee Sign	\$151,155.00	\$132,457.00	(\$93,651.25)	\$18,698.00	\$38,805.75
0743 - Marquee Sign Subtotal:	\$271,235.00	\$244,418.58	(\$192,553.58)	\$26,816.42	\$51,865.00
007-0744 - Vargas - Parking lot improvement	\$541,052.00	\$102,493.00	(\$22,597.82)	\$438,559.00	\$79,895.18
0744 - Parking lot improvement Subtotal:	\$541,052.00	\$102,493.00	(\$22,597.82)	\$438,559.00	\$79,895.18
009-0780 - Districtwide - Staff Housing	\$60,901,143.00	\$56,904,009.52	(\$1,874,795.11)	\$3,997,133.48	\$55,029,214.41
0780 - Staff Housing Subtotal:	\$60,901,143.00	\$56,904,009.52	(\$1,874,795.11)	\$3,997,133.48	\$55,029,214.41
Grand Total:	\$259,660,148.02	\$119,106,045.70	(\$52,285,154.61)	\$140,554,102.32	\$66,820,891.09

Cumulative Measure T Encumbrance Summary by Project

from Inception to
August 31, 2021





Measure T Summary as of 8/31/2021

Project: 001-0727 - District Office - Solar Program				
Vendor	Encumbrance	Expenditure	Balance	Description
CIS Inc.	\$9,240.00	(\$126.00)	\$9,114.00	Inspection Services
Cleary Consultants	\$1,571.00	(\$36.07)	\$1,534.93	Geological/Geotechnical Engineering consultants
ENGIE Services U.S.	\$493,590.50	(\$169,257.21)	\$324,333.29	Energy Services
Greystone West Comp	\$9,397.87	(\$3,080.40)	\$6,317.47	Construction Management
Sage Renewables	\$6,409.00	(\$2,902.25)	\$3,506.75	Renewable Energy
Testing Engineers	\$4,759.00	(\$1,059.00)	\$3,700.00	Environmental Engineering
Project Total:	\$524,967.37	(\$176,460.93)	\$348,506.44	001-0727 - District Office - Solar Program

Project: 001-0732 - District Office - Lighting				
Vendor	Encumbrance	Expenditure	Balance	Description
Aurum Consulting Engineers	\$2,356.39	(\$2,356.39)	\$0.00	Engineering Consultants
Hamilton + Aitken Architects	\$21,625.00	(\$7,352.50)	\$14,272.50	Architect
Project Total:	\$23,981.39	(\$9,708.89)	\$14,272.50	001-0732 - District Office - Lighting

Project: 001-0733 - District Office - HVAC				
Vendor	Encumbrance	Expenditure	Balance	Description
Dreiling Terrones Architecture	\$5,793.00	\$0.00	\$5,793.00	Architecture
Kawap Inc	\$4,446.48	(\$4,446.48)	\$0.00	Air Conditioning
Project Total:	\$10,239.48	(\$4,446.48)	\$5,793.00	001-0733 - District Office - HVAC

Project: 002-0727 - Bubb - Solar Program				
Vendor	Encumbrance	Expenditure	Balance	Description
CIS Inc.	\$18,480.00	(\$251.00)	\$18,229.00	Inspection Services
Cleary Consultants	\$3,143.00	(\$72.14)	\$3,070.86	Geological/Geotechnical Engineering consultants
ENGIE Services U.S.	\$649,443.00	(\$395,371.32)	\$254,071.68	Energy Services
Greystone West Comp	\$18,795.75	(\$6,160.80)	\$12,634.95	Construction Management
Sage Renewables	\$12,818.00	(\$5,804.55)	\$7,013.45	Renewable Energy



Measure T Summary as of 8/31/2021

Project: 002-0727 - Bubb - Solar Program				
Vendor	Encumbrance	Expenditure	Balance	Description
Testing Engineers	\$9,517.00	(\$2,838.00)	\$6,679.00	Environmental Engineering
Project Total:	\$712,196.75	(\$410,497.81)	\$301,698.94	002-0727 - Bubb - Solar Program

Project: 002-0731 - Bubb - Fencing				
Vendor	Encumbrance	Expenditure	Balance	Description
Cleary Consultants	\$1,980.00	\$0.00	\$1,980.00	Geological/Geotechnical Engineering consultants
DFE & Associates Inc	\$5,333.00	(\$3,333.32)	\$1,999.68	Business Management Consultants
Golden Bay Fence Plus Iron	\$146,114.77	(\$29,760.12)	\$116,354.65	Fencing/Ironworks
Greystone West Comp	\$8,600.85	(\$7,324.35)	\$1,276.50	Construction Management
Hibser Yamauchi Architects	\$12,492.00	(\$7,572.73)	\$4,919.27	Architects
Testing Engineers	\$1,323.40	\$0.00	\$1,323.40	Environmental Engineering
Project Total:	\$175,844.02	(\$47,990.52)	\$127,853.50	002-0731 - Bubb - Fencing

Project: 002-0732 - Bubb - Lighting				
Vendor	Encumbrance	Expenditure	Balance	Description
Aurum Consulting Engineers	\$2,356.39	(\$2,356.39)	\$0.00	Engineering Consultants
Division Of State Architects	\$1,956.25	(\$1,956.25)	\$0.00	Architects
Greystone West Comp	\$13,365.00	\$0.00	\$13,365.00	Construction Management
Hamilton + Aitken Architects	\$21,625.00	(\$7,352.50)	\$14,272.50	Architect
Project Total:	\$39,302.64	(\$11,665.14)	\$27,637.50	002-0732 - Bubb - Lighting

Project: 002-0733 - Bubb - HVAC				
Vendor	Encumbrance	Expenditure	Balance	Description
CIS Inc.	\$2,565.00	(\$836.00)	\$1,729.00	Inspection Services
Dreiling Terrones Architecture	\$33,664.59	(\$23,872.18)	\$9,792.41	Architecture
Foothill Air Conditioning	\$1,091,800.00	(\$889,390.00)	\$202,410.00	Air Conditioning
Greystone West Comp	\$74,197.99	(\$20,074.52)	\$54,123.47	Construction Management



Measure T Summary as of 8/31/2021

Project: 002-0733 - Bubb - HVAC				
Vendor	Encumbrance	Expenditure	Balance	Description
Norbay Consulting	\$605.50	(\$605.50)	\$0.00	Environmental Consulting
Project Total:	\$1,202,833.08	(\$934,778.20)	\$268,054.88	002-0733 - Bubb - HVAC

Project: 002-0734 - Bubb - Outdoor Learning				
Vendor	Encumbrance	Expenditure	Balance	Description
Carducci & Associates	\$44,000.00	\$0.00	\$44,000.00	Architect/Engineering Services
Project Total:	\$44,000.00	\$0.00	\$44,000.00	002-0734 - Bubb - Outdoor Learning

Project: 003-0727 - Castro - Solar Program				
Vendor	Encumbrance	Expenditure	Balance	Description
CIS Inc.	\$9,240.00	(\$126.00)	\$9,114.00	Inspection Services
Carducci & Associates	\$1,290.00	\$0.00	\$1,290.00	Architect/Engineering Services
Cleary Consultants	\$1,571.00	(\$36.07)	\$1,534.93	Geological/Geotechnical Engineering consultants
ENGIE Services U.S.	\$586,262.50	(\$271,979.43)	\$314,283.07	Energy Services
Greystone West Comp	\$9,397.87	(\$3,080.40)	\$6,317.47	Construction Management
Sage Renewables	\$12,818.00	(\$5,804.55)	\$7,013.45	Renewable Energy
Testing Engineers	\$4,759.00	(\$2,273.75)	\$2,485.25	Environmental Engineering
Project Total:	\$625,338.37	(\$283,300.20)	\$342,038.17	003-0727 - Castro - Solar Program

Project: 003-0731 - Castro - Fencing				
Vendor	Encumbrance	Expenditure	Balance	Description
Cleary Consultants	\$1,980.00	\$0.00	\$1,980.00	Geological/Geotechnical Engineering consultants
DFE & Associates Inc	\$5,333.00	(\$3,333.32)	\$1,999.68	Business Management Consultants
Golden Bay Fence Plus Iron	\$74,637.15	(\$15,219.79)	\$59,417.36	Fencing/Ironworks
Greystone West Comp	\$8,145.60	(\$6,869.10)	\$1,276.50	Construction Management
Hibser Yamauchi Architects	\$12,492.00	(\$7,572.73)	\$4,919.27	Architects
Testing Engineers	\$1,323.40	\$0.00	\$1,323.40	Environmental Engineering



Measure T Summary as of 8/31/2021

Project: 003-0731 - Castro - Fencing				
Vendor	Encumbrance	Expenditure	Balance	Description
Project Total:	\$103,911.15	(\$32,994.94)	\$70,916.21	003-0731 - Castro - Fencing
Project: 003-0732 - Castro - Lighting				
Vendor	Encumbrance	Expenditure	Balance	Description
Aurum Consulting Engineers	\$2,356.39	(\$2,356.39)	\$0.00	Engineering Consultants
Division Of State Architects	\$1,956.25	(\$1,956.25)	\$0.00	Architects
Greystone West Comp	\$13,365.00	\$0.00	\$13,365.00	Construction Management
Hamilton + Aitken Architects	\$21,625.00	(\$7,352.50)	\$14,272.50	Architect
Project Total:	\$39,302.64	(\$11,665.14)	\$27,637.50	003-0732 - Castro - Lighting
Project: 003-0733 - Castro - HVAC				
Vendor	Encumbrance	Expenditure	Balance	Description
Dreiling Terrones Architecture	\$5,793.00	\$0.00	\$5,793.00	Architecture
Project Total:	\$5,793.00	\$0.00	\$5,793.00	003-0733 - Castro - HVAC
Project: 003-0734 - Castro - Outdoor Learning				
Vendor	Encumbrance	Expenditure	Balance	Description
Carducci & Associates	\$22,000.00	\$0.00	\$22,000.00	Architect/Engineering Services
Project Total:	\$22,000.00	\$0.00	\$22,000.00	003-0734 - Castro - Outdoor Learning
Project: 003-0736 - Castro - Storage				
Vendor	Encumbrance	Expenditure	Balance	Description
Dreiling Terrones Architecture	\$25,930.00	(\$860.00)	\$25,070.00	Architecture
Project Total:	\$25,930.00	(\$860.00)	\$25,070.00	003-0736 - Castro - Storage
Project: 003-0738 - Castro - Park Facilities				
Vendor	Encumbrance	Expenditure	Balance	Description
Artik Art & Architects	\$7,600.00	(\$760.00)	\$6,840.00	Architect
Greystone West Comp	\$6,307.00	\$0.00	\$6,307.00	Construction Management



Measure T Summary as of 8/31/2021

Project: 003-0738 - Castro - Park Facilities				
Vendor	Encumbrance	Expenditure	Balance	Description
The Public Restroom	\$89,281.50	(\$7,724.00)	\$81,557.50	Restrooms/Building Purchases
Project Total:	\$103,188.50	(\$8,484.00)	\$94,704.50	003-0738 - Castro - Park Facilities

Project: 003-0739 - Castro - Paving and Utility work				
Vendor	Encumbrance	Expenditure	Balance	Description
CIS Inc.	\$836.00	(\$836.00)	\$0.00	Inspection Services
Cleary Consultants	\$2,508.00	\$0.00	\$2,508.00	Geological/Geotechnical Engineering consultants
Greystone West Comp	\$4,724.00	(\$2,912.98)	\$1,811.02	Construction Management
Hamilton + Aitken Architects	\$7,392.15	(\$5,685.73)	\$1,706.42	Architect
Silicon Valley Paving Inc.	\$59,100.00	(\$56,145.00)	\$2,955.00	Paving
Project Total:	\$74,560.15	(\$65,579.71)	\$8,980.44	003-0739 - Castro - Paving and Utility work

Project: 004-0727 - Huff - Solar Program				
Vendor	Encumbrance	Expenditure	Balance	Description
CIS Inc.	\$18,480.00	(\$251.00)	\$18,229.00	Inspection Services
Carducci & Associates	\$2,584.00	\$0.00	\$2,584.00	Architect/Engineering Services
Cleary Consultants	\$3,143.00	(\$72.14)	\$3,070.86	Geological/Geotechnical Engineering consultants
ENGIE Services U.S.	\$661,327.00	(\$408,955.61)	\$252,371.39	Energy Services
Greystone West Comp	\$18,795.76	(\$6,160.81)	\$12,634.95	Construction Management
Sage Renewables	\$12,818.00	(\$5,804.55)	\$7,013.45	Renewable Energy
Testing Engineers	\$9,517.00	(\$3,074.50)	\$6,442.50	Environmental Engineering
Project Total:	\$726,664.76	(\$424,318.61)	\$302,346.15	004-0727 - Huff - Solar Program

Project: 004-0731 - Huff - Fencing				
Vendor	Encumbrance	Expenditure	Balance	Description
Cleary Consultants	\$1,980.00	\$0.00	\$1,980.00	Geological/Geotechnical Engineering consultants
DFE & Associates Inc	\$5,333.00	(\$3,333.32)	\$1,999.68	Business Management Consultants



Measure T Summary as of 8/31/2021

Project: 004-0731 - Huff - Fencing				
Vendor	Encumbrance	Expenditure	Balance	Description
Golden Bay Fence Plus Iron	\$135,801.96	(\$27,684.40)	\$108,117.56	Fencing/Ironworks
Greystone West Comp	\$7,528.85	(\$6,252.35)	\$1,276.50	Construction Management
Hibser Yamauchi Architects	\$12,492.00	(\$7,572.73)	\$4,919.27	Architects
Testing Engineers	\$1,323.40	\$0.00	\$1,323.40	Environmental Engineering
Project Total:	\$164,459.21	(\$44,842.80)	\$119,616.41	004-0731 - Huff - Fencing

Project: 004-0732 - Huff - Lighting				
Vendor	Encumbrance	Expenditure	Balance	Description
Aurum Consulting Engineers	\$2,356.39	(\$2,356.39)	\$0.00	Engineering Consultants
Division Of State Architects	\$1,956.25	(\$1,956.25)	\$0.00	Architects
Greystone West Comp	\$13,365.00	\$0.00	\$13,365.00	Construction Management
Hamilton + Aitken Architects	\$21,625.00	(\$7,352.50)	\$14,272.50	Architect
Project Total:	\$39,302.64	(\$11,665.14)	\$27,637.50	004-0732 - Huff - Lighting

Project: 004-0733 - Huff - HVAC				
Vendor	Encumbrance	Expenditure	Balance	Description
CIS Inc.	\$2,565.00	(\$836.00)	\$1,729.00	Inspection Services
Dreiling Terrones Architecture	\$33,664.63	(\$23,872.22)	\$9,792.41	Architecture
Foothill Air Conditioning	\$928,100.00	(\$757,435.00)	\$170,665.00	Air Conditioning
Greystone West Comp	\$74,197.99	(\$20,074.52)	\$54,123.47	Construction Management
Norbay Consulting	\$605.50	(\$605.50)	\$0.00	Environmental Consulting
Project Total:	\$1,039,133.12	(\$802,823.24)	\$236,309.88	004-0733 - Huff - HVAC

Project: 004-0734 - Huff - Outdoor Learning				
Vendor	Encumbrance	Expenditure	Balance	Description
Carducci & Associates	\$44,000.00	\$0.00	\$44,000.00	Architect/Engineering Services
Project Total:	\$44,000.00	\$0.00	\$44,000.00	004-0734 - Huff - Outdoor Learning



Measure T Summary as of 8/31/2021

Project: 004-0738 - Huff - Park Facilities				
Vendor	Encumbrance	Expenditure	Balance	Description
Artik Art & Architects	\$15,200.00	(\$1,520.00)	\$13,680.00	Architect
Greystone West Comp	\$12,615.00	\$0.00	\$12,615.00	Construction Management
The Public Restroom	\$178,563.00	(\$15,448.00)	\$163,115.00	Restrooms/Building Purchases
Project Total:	\$206,378.00	(\$16,968.00)	\$189,410.00	004-0738 - Huff - Park Facilities

Project: 004-0741 - Huff - New classroom portable				
Vendor	Encumbrance	Expenditure	Balance	Description
Division Of State Architects	\$6,181.75	(\$6,181.75)	\$0.00	Architects
Greystone West Comp	\$13,286.00	(\$8,214.12)	\$5,071.88	Construction Management
Hibser Yamauchi Architects	\$34,000.00	(\$18,700.00)	\$15,300.00	Architects
Mcgrath Rentcorp	\$256,122.89	\$0.00	\$256,122.89	Equipment Rental
Underwood & Rosenblum	\$1,900.00	(\$1,900.00)	\$0.00	Civil Engineering
Value Fire Protection	\$2,480.00	(\$2,480.00)	\$0.00	Fire Protection
Project Total:	\$313,970.64	(\$37,475.87)	\$276,494.77	004-0741 - Huff - New classroom portable

Project: 005-0727 - Landels - Solar Program				
Vendor	Encumbrance	Expenditure	Balance	Description
CIS Inc.	\$18,480.00	(\$251.00)	\$18,229.00	Inspection Services
Carducci & Associates	\$2,584.00	\$0.00	\$2,584.00	Architect/Engineering Services
Cleary Consultants	\$3,143.00	(\$72.14)	\$3,070.86	Geological/Geotechnical Engineering consultants
ENGIE Services U.S.	\$734,646.00	(\$379,575.43)	\$355,070.57	Energy Services
Greystone West Comp	\$18,795.76	(\$6,160.81)	\$12,634.95	Construction Management
Sage Renewables	\$12,818.00	(\$5,804.55)	\$7,013.45	Renewable Energy
Testing Engineers	\$9,517.00	(\$2,717.00)	\$6,800.00	Environmental Engineering
Project Total:	\$799,983.76	(\$394,580.93)	\$405,402.83	005-0727 - Landels - Solar Program



Project: 005-0731 - Landels - Fencing				
Vendor	Encumbrance	Expenditure	Balance	Description
Cleary Consultants	\$1,980.00	\$0.00	\$1,980.00	Geological/Geotechnical Engineering consultants
DFE & Associates Inc	\$5,333.00	(\$3,333.32)	\$1,999.68	Business Management Consultants
Golden Bay Fence Plus Iron	\$208,793.41	(\$43,958.85)	\$164,834.56	Fencing/Ironworks
Greystone West Comp	\$9,480.85	(\$8,204.35)	\$1,276.50	Construction Management
Hibser Yamauchi Architects	\$12,492.00	(\$7,572.73)	\$4,919.27	Architects
Testing Engineers	\$1,323.40	\$0.00	\$1,323.40	Environmental Engineering
Project Total:	\$239,402.66	(\$63,069.25)	\$176,333.41	005-0731 - Landels - Fencing

Project: 005-0732 - Landels - Lighting				
Vendor	Encumbrance	Expenditure	Balance	Description
Aurum Consulting Engineers	\$2,359.22	(\$2,359.22)	\$0.00	Engineering Consultants
Division Of State Architects	\$1,956.25	(\$1,956.25)	\$0.00	Architects
Greystone West Comp	\$13,365.00	\$0.00	\$13,365.00	Construction Management
Hamilton + Aitken Architects	\$21,625.00	(\$7,352.50)	\$14,272.50	Architect
Project Total:	\$39,305.47	(\$11,667.97)	\$27,637.50	005-0732 - Landels - Lighting

Project: 005-0733 - Landels - HVAC				
Vendor	Encumbrance	Expenditure	Balance	Description
CIS Inc.	\$2,565.00	(\$836.00)	\$1,729.00	Inspection Services
Dreiling Terrones Architecture	\$33,663.63	(\$23,872.22)	\$9,791.41	Architecture
Foothill Air Conditioning	\$928,100.00	(\$757,435.00)	\$170,665.00	Air Conditioning
Greystone West Comp	\$74,197.99	(\$20,074.51)	\$54,123.48	Construction Management
Norbay Consulting	\$605.50	(\$605.50)	\$0.00	Environmental Consulting
Project Total:	\$1,039,132.12	(\$802,823.23)	\$236,308.89	005-0733 - Landels - HVAC



Measure T Summary as of 8/31/2021

Project: 005-0734 - Landels - Outdoor Learning				
Vendor	Encumbrance	Expenditure	Balance	Description
Carducci & Associates	\$44,000.00	\$0.00	\$44,000.00	Architect/Engineering Services
Project Total:	\$44,000.00	\$0.00	\$44,000.00	005-0734 - Landels - Outdoor Learning
Project: 005-0738 - Landels - Park Facilities				
Vendor	Encumbrance	Expenditure	Balance	Description
Artik Art & Architects	\$15,200.00	(\$1,520.00)	\$13,680.00	Architect
Greystone West Comp	\$12,615.00	\$0.00	\$12,615.00	Construction Management
The Public Restroom	\$178,563.00	(\$15,448.00)	\$163,115.00	Restrooms/Building Purchases
Project Total:	\$206,378.00	(\$16,968.00)	\$189,410.00	005-0738 - Landels - Park Facilities
Project: 006-0727 - Monta Loma - Solar Program				
Vendor	Encumbrance	Expenditure	Balance	Description
ENGIE Services U.S.	\$849,609.00	(\$90,254.71)	\$759,354.29	Energy Services
Greystone West Comp	\$18,795.76	(\$6,160.81)	\$12,634.95	Construction Management
Sage Renewables	\$12,818.00	(\$5,804.55)	\$7,013.45	Renewable Energy
Project Total:	\$881,222.76	(\$102,220.07)	\$779,002.69	006-0727 - Monta Loma - Solar Program
Project: 006-0731 - Monta Loma - Fencing				
Vendor	Encumbrance	Expenditure	Balance	Description
Cleary Consultants	\$1,980.00	\$0.00	\$1,980.00	Geological/Geotechnical Engineering consultants
Greystone West Comp	\$8,648.85	(\$7,372.35)	\$1,276.50	Construction Management
Hibser Yamauchi Architects	\$17,442.00	(\$12,522.73)	\$4,919.27	Architects
Testing Engineers	\$1,323.40	\$0.00	\$1,323.40	Environmental Engineering
Project Total:	\$29,394.25	(\$19,895.08)	\$9,499.17	006-0731 - Monta Loma - Fencing
Project: 006-0732 - Monta Loma - Lighting				
Vendor	Encumbrance	Expenditure	Balance	Description
Aurum Consulting Engineers	\$2,359.22	(\$2,359.22)	\$0.00	Engineering Consultants



Measure T Summary as of 8/31/2021

Project: 006-0732 - Monta Loma - Lighting				
Vendor	Encumbrance	Expenditure	Balance	Description
Division Of State Architects	\$1,956.25	(\$1,956.25)	\$0.00	Architects
Greystone West Comp	\$13,365.00	\$0.00	\$13,365.00	Construction Management
Hamilton + Aitken Architects	\$21,625.00	(\$7,352.50)	\$14,272.50	Architect
Hibser Yamauchi Architects	\$5,000.00	(\$4,765.00)	\$235.00	Architects
Project Total:	\$44,305.47	(\$16,432.97)	\$27,872.50	006-0732 - Monta Loma - Lighting

Project: 006-0733 - Monta Loma - HVAC				
Vendor	Encumbrance	Expenditure	Balance	Description
Division Of State Architects	\$24,736.80	(\$24,736.80)	\$0.00	Architects
Dreiling Terrones Architecture	\$33,663.63	(\$23,872.22)	\$9,791.41	Architecture
Greystone West Comp	\$74,197.99	(\$20,074.51)	\$54,123.48	Construction Management
Project Total:	\$132,598.42	(\$68,683.53)	\$63,914.89	006-0733 - Monta Loma - HVAC

Project: 006-0734 - Monta Loma - Outdoor Learning				
Vendor	Encumbrance	Expenditure	Balance	Description
Carducci & Associates	\$44,000.00	\$0.00	\$44,000.00	Architect/Engineering Services
Project Total:	\$44,000.00	\$0.00	\$44,000.00	006-0734 - Monta Loma - Outdoor Learning

Project: 006-0739 - Monta Loma - Paving & Utility Work				
Vendor	Encumbrance	Expenditure	Balance	Description
EJ Plumbing	\$2,000.00	(\$2,000.00)	\$0.00	Plumbing
Greystone West Comp	\$2,250.00	(\$1,387.69)	\$862.31	Construction Management
Hamilton + Aitken Architects	\$3,251.64	(\$2,438.72)	\$812.92	Architect
Project Total:	\$7,501.64	(\$5,826.41)	\$1,675.23	006-0739 - Monta Loma - Paving & Utility Work

Project: 007-0727 - Vargas - Solar Program				
Vendor	Encumbrance	Expenditure	Balance	Description
CIS Inc.	\$18,480.00	(\$251.00)	\$18,229.00	Inspection Services



Measure T Summary as of 8/31/2021

Project: 007-0727 - Vargas - Solar Program				
Vendor	Encumbrance	Expenditure	Balance	Description
Cleary Consultants	\$3,143.00	(\$72.14)	\$3,070.86	Geological/Geotechnical Engineering consultants
ENGIE Services U.S.	\$523,386.00	(\$257,486.94)	\$265,899.06	Energy Services
Greystone West Comp	\$18,795.76	(\$6,160.81)	\$12,634.95	Construction Management
Sage Renewables	\$12,818.00	(\$5,804.55)	\$7,013.45	Renewable Energy
Testing Engineers	\$9,517.00	(\$2,666.50)	\$6,850.50	Environmental Engineering
Project Total:	\$586,139.76	(\$272,441.94)	\$313,697.82	007-0727 - Vargas - Solar Program
Project: 007-0732 - Vargas - Lighting (CLOSED)				
Vendor	Encumbrance	Expenditure	Balance	Description
Aurum Consulting Engineers	\$2,356.39	(\$2,356.39)	\$0.00	Engineering Consultants
Hamilton + Aitken Architects	\$21,625.00	(\$7,352.50)	\$14,272.50	Architect
Project Total:	\$23,981.39	(\$9,708.89)	\$14,272.50	007-0732 - Vargas - Lighting (CLOSED)
Project: 007-0733 - Vargas - HVAC				
Vendor	Encumbrance	Expenditure	Balance	Description
Dreiling Terrones Architecture	\$5,793.00	\$0.00	\$5,793.00	Architecture
Project Total:	\$5,793.00	\$0.00	\$5,793.00	007-0733 - Vargas - HVAC
Project: 007-0734 - Vargas - Outdoor Learning				
Vendor	Encumbrance	Expenditure	Balance	Description
Carducci & Associates	\$44,000.00	\$0.00	\$44,000.00	Architect/Engineering Services
Project Total:	\$44,000.00	\$0.00	\$44,000.00	007-0734 - Vargas - Outdoor Learning
Project: 007-0736 - Vargas - Storage				
Vendor	Encumbrance	Expenditure	Balance	Description
Dreiling Terrones Architecture	\$25,930.00	(\$860.00)	\$25,070.00	Architecture
Project Total:	\$25,930.00	(\$860.00)	\$25,070.00	007-0736 - Vargas - Storage



Measure T Summary as of 8/31/2021

Project: 007-0743 - Vargas - Marquee Sign				
Vendor	Encumbrance	Expenditure	Balance	Description
Dreiling Terrones Architecture	\$7,450.00	(\$6,602.50)	\$847.50	Architecture
Escon Builders	\$99,550.00	(\$87,338.25)	\$12,211.75	General Contractor
Stewart Signs	\$4,961.58	(\$4,961.58)	\$0.00	Signs
Project Total:	\$111,961.58	(\$98,902.33)	\$13,059.25	007-0743 - Vargas - Marquee Sign

Project: 007-0744 - Vargas - Parking lot improvement				
Vendor	Encumbrance	Expenditure	Balance	Description
Division Of State Architects	\$6,260.00	\$0.00	\$6,260.00	Architects
Dreiling Terrones Architecture	\$78,330.00	(\$19,145.00)	\$59,185.00	Architecture
Greystone West Comp	\$17,903.00	(\$3,452.82)	\$14,450.18	Construction Management
Project Total:	\$102,493.00	(\$22,597.82)	\$79,895.18	007-0744 - Vargas - Parking lot improvement

Project: 008-0727 - Theuerkauf - Solar Program				
Vendor	Encumbrance	Expenditure	Balance	Description
Carducci & Associates	\$2,584.00	\$0.00	\$2,584.00	Architect/Engineering Services
ENGIE Services U.S.	\$1,280,556.00	(\$134,265.22)	\$1,146,290.78	Energy Services
Greystone West Comp	\$18,795.76	(\$6,160.81)	\$12,634.95	Construction Management
Sage Renewables	\$12,818.00	(\$5,804.55)	\$7,013.45	Renewable Energy
Project Total:	\$1,314,753.76	(\$146,230.58)	\$1,168,523.18	008-0727 - Theuerkauf - Solar Program

Project: 008-0731 - Theuerkauf - Fencing				
Vendor	Encumbrance	Expenditure	Balance	Description
Cleary Consultants	\$1,980.00	\$0.00	\$1,980.00	Geological/Geotechnical Engineering consultants
DFE & Associates Inc	\$5,333.00	(\$3,333.32)	\$1,999.68	Business Management Consultants
Golden Bay Fence Plus Iron	\$54,822.91	(\$6,708.05)	\$48,114.86	Fencing/Ironworks
Greystone West Comp	\$7,528.85	(\$6,252.35)	\$1,276.50	Construction Management
Hibser Yamauchi Architects	\$12,492.00	(\$7,572.73)	\$4,919.27	Architects



Measure T Summary as of 8/31/2021

Project: 008-0731 - Theuerkauf - Fencing				
Vendor	Encumbrance	Expenditure	Balance	Description
Testing Engineers	\$1,323.40	\$0.00	\$1,323.40	Environmental Engineering
Project Total:	\$83,480.16	(\$23,866.45)	\$59,613.71	008-0731 - Theuerkauf - Fencing
Project: 008-0732 - Theuerkauf - Lighting				
Vendor	Encumbrance	Expenditure	Balance	Description
Aurum Consulting Engineers	\$2,356.39	(\$2,356.39)	\$0.00	Engineering Consultants
Division Of State Architects	\$1,956.25	(\$1,956.25)	\$0.00	Architects
Greystone West Comp	\$13,365.00	\$0.00	\$13,365.00	Construction Management
Hamilton + Aitken Architects	\$21,625.00	(\$7,352.50)	\$14,272.50	Architect
Project Total:	\$39,302.64	(\$11,665.14)	\$27,637.50	008-0732 - Theuerkauf - Lighting
Project: 008-0733 - Theuerkauf - HVAC				
Vendor	Encumbrance	Expenditure	Balance	Description
Division Of State Architects	\$15,833.52	(\$15,833.52)	\$0.00	Architects
Dreiling Terrones Architecture	\$33,663.63	(\$23,872.22)	\$9,791.41	Architecture
Greystone West Comp	\$74,198.00	(\$20,074.52)	\$54,123.48	Construction Management
Project Total:	\$123,695.15	(\$59,780.26)	\$63,914.89	008-0733 - Theuerkauf - HVAC
Project: 008-0734 - Theuerkauf - Outdoor Learning				
Vendor	Encumbrance	Expenditure	Balance	Description
Carducci & Associates	\$44,000.00	\$0.00	\$44,000.00	Architect/Engineering Services
Project Total:	\$44,000.00	\$0.00	\$44,000.00	008-0734 - Theuerkauf - Outdoor Learning
Project: 008-0739 - Theuerkauf - Paving & Utility Work				
Vendor	Encumbrance	Expenditure	Balance	Description
CIS Inc.	\$3,564.00	(\$3,564.00)	\$0.00	Inspection Services
Cleary Consultants	\$10,692.00	\$0.00	\$10,692.00	Geological/Geotechnical Engineering consultants
EJ Plumbing	\$2,000.00	(\$2,000.00)	\$0.00	Plumbing



Measure T Summary as of 8/31/2021

Project: 008-0739 - Theuerkauf - Paving & Utility Work				
Vendor	Encumbrance	Expenditure	Balance	Description
Greystone West Comp	\$33,299.00	(\$20,534.37)	\$12,764.63	Construction Management
Hamilton + Aitken Architects	\$49,403.42	(\$37,374.41)	\$12,029.01	Architect
Silicon Valley Paving Inc.	\$250,500.00	(\$237,975.00)	\$12,525.00	Paving
Project Total:	\$349,458.42	(\$301,447.78)	\$48,010.64	008-0739 - Theuerkauf - Paving & Utility Work

Project: 008-0742 - Theuerkauf - Electrical upgrade				
Vendor	Encumbrance	Expenditure	Balance	Description
Greystone West Comp	\$8,001.00	(\$1,200.11)	\$6,800.89	Construction Management
Hamilton + Aitken Architects	\$24,000.00	(\$3,600.00)	\$20,400.00	Architect
Pacific Gas And Electric	\$5,000.00	(\$5,000.00)	\$0.00	Gas & Electric
Project Total:	\$37,001.00	(\$9,800.11)	\$27,200.89	008-0742 - Theuerkauf - Electrical upgrade

Project: 009-0700 - Districtwide - Capital Projects Services				
Vendor	Encumbrance	Expenditure	Balance	Description
California Financial Services	\$108,500.00	(\$54,500.00)	\$54,000.00	Project Support Costs
Christy White Assoc.	\$7,500.00	(\$3,000.00)	\$4,500.00	Auditing Services
Coulter Construction	\$2,356.00	(\$2,356.00)	\$0.00	Construction
Greystone West Comp	\$1,312.50	(\$1,312.50)	\$0.00	Construction Management
M.V.W.S.D.	\$89,575.93	(\$52,087.88)	\$37,488.05	School District
Orbach Huff Suarez	\$214,604.92	(\$122,923.59)	\$91,681.33	Legal Services
Stewart Signs	(\$2,356.00)	\$2,356.00	\$0.00	Signs
U.S. Bank	\$310,408.40	(\$310,408.40)	\$0.00	Banking Services
Whelehan School Bus	\$11,437.50	(\$6,437.50)	\$5,000.00	Transportation
Project Total:	\$743,339.25	(\$550,669.87)	\$192,669.38	009-0700 - Districtwide - Capital Projects Services



Measure T Summary as of 8/31/2021

Project: 009-0701 - Districtwide - Construction Prog Management				
Vendor	Encumbrance	Expenditure	Balance	Description
Orbach Huff Suarez	\$19,062.90	(\$19,062.90)	\$0.00	Legal Services
Project Total:	\$19,062.90	(\$19,062.90)	\$0.00	009-0701 - Districtwide - Construction Prog Management

Project: 009-0702 - Districtwide - COP Debt Repayment				
Vendor	Encumbrance	Expenditure	Balance	Description
U.S. Bank	\$38,253,517.72	(\$38,253,517.72)	\$0.00	Banking Services
Project Total:	\$38,253,517.72	(\$38,253,517.72)	\$0.00	009-0702 - Districtwide - COP Debt Repayment

Project: 009-0780 - Districtwide - Staff Housing				
Vendor	Encumbrance	Expenditure	Balance	Description
Greystone West Comp	\$904,009.52	(\$82,968.12)	\$821,041.40	Construction Management
Mountain View Owners LLC	\$56,000,000.00	(\$1,791,826.99)	\$54,208,173.01	Professional Services
Project Total:	\$56,904,009.52	(\$1,874,795.11)	\$55,029,214.41	009-0780 - Districtwide - Staff Housing

Project: 011-0727 - Crittenden - Solar Program				
Vendor	Encumbrance	Expenditure	Balance	Description
Carducci & Associates	\$2,584.00	\$0.00	\$2,584.00	Architect/Engineering Services
ENGIE Services U.S.	\$1,010,660.00	(\$103,078.96)	\$907,581.04	Energy Services
Greystone West Comp	\$18,795.76	(\$6,160.81)	\$12,634.95	Construction Management
Sage Renewables	\$12,820.00	(\$5,804.55)	\$7,015.45	Renewable Energy
Project Total:	\$1,044,859.76	(\$115,044.32)	\$929,815.44	011-0727 - Crittenden - Solar Program

Project: 011-0731 - Crittenden - Fencing				
Vendor	Encumbrance	Expenditure	Balance	Description
Cleary Consultants	\$1,980.00	\$0.00	\$1,980.00	Geological/Geotechnical Engineering consultants
DFE & Associates Inc	\$5,333.00	(\$3,333.32)	\$1,999.68	Business Management Consultants
Golden Bay Fence Plus Iron	\$145,764.34	(\$33,263.17)	\$112,501.17	Fencing/Ironworks
Greystone West Comp	\$8,512.85	(\$7,236.35)	\$1,276.50	Construction Management



Measure T Summary as of 8/31/2021

Project: 011-0731 - Crittenden - Fencing				
Vendor	Encumbrance	Expenditure	Balance	Description
Hibser Yamauchi Architects	\$12,492.00	(\$7,572.73)	\$4,919.27	Architects
Testing Engineers	\$1,323.40	\$0.00	\$1,323.40	Environmental Engineering
Project Total:	\$175,405.59	(\$51,405.57)	\$124,000.02	011-0731 - Crittenden - Fencing

Project: 011-0732 - Crittenden - Lighting				
Vendor	Encumbrance	Expenditure	Balance	Description
Aurum Consulting Engineers	\$2,359.22	(\$2,359.22)	\$0.00	Engineering Consultants
Division Of State Architects	\$1,956.25	(\$1,956.25)	\$0.00	Architects
Greystone West Comp	\$13,365.00	\$0.00	\$13,365.00	Construction Management
Hamilton + Aitken Architects	\$21,625.00	(\$7,352.50)	\$14,272.50	Architect
Project Total:	\$39,305.47	(\$11,667.97)	\$27,637.50	011-0732 - Crittenden - Lighting

Project: 011-0733 - Crittenden - HVAC				
Vendor	Encumbrance	Expenditure	Balance	Description
Division Of State Architects	\$31,818.00	(\$31,818.00)	\$0.00	Architects
Dreiling Terrones Architecture	\$33,664.63	(\$23,872.22)	\$9,792.41	Architecture
Greystone West Comp	\$74,198.02	(\$20,074.54)	\$54,123.48	Construction Management
Project Total:	\$139,680.65	(\$75,764.76)	\$63,915.89	011-0733 - Crittenden - HVAC

Project: 011-0734 - Crittenden - Outdoor Learning				
Vendor	Encumbrance	Expenditure	Balance	Description
Carducci & Associates	\$44,000.00	\$0.00	\$44,000.00	Architect/Engineering Services
Project Total:	\$44,000.00	\$0.00	\$44,000.00	011-0734 - Crittenden - Outdoor Learning

Project: 011-0739 - Crittenden - Paving & Utility7 Work				
Vendor	Encumbrance	Expenditure	Balance	Description
Consolidated Networks	\$84,699.80	(\$84,699.80)	\$0.00	Engineering Services
EJ Plumbing	\$2,000.00	(\$2,000.00)	\$0.00	Plumbing



Measure T Summary as of 8/31/2021

Project: 011-0739 - Crittenden - Paving & Utility7 Work				
Vendor	Encumbrance	Expenditure	Balance	Description
Greystone West Comp	\$7,202.00	(\$4,441.21)	\$2,760.79	Construction Management
Hamilton + Aitken Architects	\$10,406.62	(\$7,804.97)	\$2,601.65	Architect
Project Total:	\$104,308.42	(\$98,945.98)	\$5,362.44	011-0739 - Crittenden - Paving & Utility7 Work

Project: 011-0742 - Crittenden - Electrical upgrade				
Vendor	Encumbrance	Expenditure	Balance	Description
Greystone West Comp	\$8,000.00	(\$1,200.00)	\$6,800.00	Construction Management
Hamilton + Aitken Architects	\$24,000.00	(\$3,600.00)	\$20,400.00	Architect
Project Total:	\$32,000.00	(\$4,800.00)	\$27,200.00	011-0742 - Crittenden - Electrical upgrade

Project: 011-0743 - Crittenden - Marquee Sign				
Vendor	Encumbrance	Expenditure	Balance	Description
Dreiling Terrones Architecture	\$17,700.00	(\$13,875.00)	\$3,825.00	Architecture
Escon Builders	\$96,450.00	(\$79,776.25)	\$16,673.75	General Contractor
Stewart Signs	\$18,307.00	\$0.00	\$18,307.00	Signs
Project Total:	\$132,457.00	(\$93,651.25)	\$38,805.75	011-0743 - Crittenden - Marquee Sign

Project: 014-0727 - Graham - Solar Program				
Vendor	Encumbrance	Expenditure	Balance	Description
CIS Inc.	\$18,480.00	(\$252.00)	\$18,228.00	Inspection Services
Carducci & Associates	\$2,584.00	\$0.00	\$2,584.00	Architect/Engineering Services
Cleary Consultants	\$3,144.00	(\$72.16)	\$3,071.84	Geological/Geotechnical Engineering consultants
ENGIE Services U.S.	\$1,746,352.00	(\$1,008,139.16)	\$738,212.84	Energy Services
Greystone West Comp	\$18,795.76	(\$6,160.81)	\$12,634.95	Construction Management
Sage Renewables	\$12,818.00	(\$5,804.55)	\$7,013.45	Renewable Energy
Testing Engineers	\$9,517.00	(\$4,111.50)	\$5,405.50	Environmental Engineering
Project Total:	\$1,811,690.76	(\$1,024,540.18)	\$787,150.58	014-0727 - Graham - Solar Program



Measure T Summary as of 8/31/2021

Project: 014-0731 - Graham - Fencing				
Vendor	Encumbrance	Expenditure	Balance	Description
Cleary Consultants	\$1,980.00	\$0.00	\$1,980.00	Geological/Geotechnical Engineering consultants
DFE & Associates Inc	\$5,336.00	(\$3,333.44)	\$2,002.56	Business Management Consultants
Golden Bay Fence Plus Iron	\$138,315.00	\$0.00	\$138,315.00	Fencing/Ironworks
Greystone West Comp	\$8,488.90	(\$7,212.35)	\$1,276.55	Construction Management
Hibser Yamauchi Architects	\$12,492.00	(\$7,572.73)	\$4,919.27	Architects
Testing Engineers	\$1,323.40	\$0.00	\$1,323.40	Environmental Engineering
Project Total:	\$167,935.30	(\$18,118.52)	\$149,816.78	014-0731 - Graham - Fencing
Project: 014-0732 - Graham - Lighting				
Vendor	Encumbrance	Expenditure	Balance	Description
Aurum Consulting Engineers	\$2,359.22	(\$2,359.22)	\$0.00	Engineering Consultants
Division Of State Architects	\$1,956.25	(\$1,956.25)	\$0.00	Architects
Greystone West Comp	\$13,365.00	\$0.00	\$13,365.00	Construction Management
Hamilton + Aitken Architects	\$21,625.00	(\$7,352.50)	\$14,272.50	Architect
Hibser Yamauchi Architects	\$5,000.00	(\$4,765.00)	\$235.00	Architects
Project Total:	\$44,305.47	(\$16,432.97)	\$27,872.50	014-0732 - Graham - Lighting
Project: 014-0733 - Graham - HVAC				
Vendor	Encumbrance	Expenditure	Balance	Description
CIS Inc.	\$2,565.00	(\$836.00)	\$1,729.00	Inspection Services
Dreiling Terrones Architecture	\$33,664.63	(\$23,872.22)	\$9,792.41	Architecture
Foothill Air Conditioning	\$1,122,100.00	(\$889,356.75)	\$232,743.25	Air Conditioning
Greystone West Comp	\$74,198.00	(\$20,074.52)	\$54,123.48	Construction Management
Norbay Consulting	\$605.50	(\$605.50)	\$0.00	Environmental Consulting
Project Total:	\$1,233,133.13	(\$934,744.99)	\$298,388.14	014-0733 - Graham - HVAC



Measure T Summary as of 8/31/2021

Project: 014-0734 - Graham - Outdoor Learning				
Vendor	Encumbrance	Expenditure	Balance	Description
Carducci & Associates	\$44,000.00	\$0.00	\$44,000.00	Architect/Engineering Services
Project Total:	\$44,000.00	\$0.00	\$44,000.00	014-0734 - Graham - Outdoor Learning

Project: 015-0700 - Stevenson - Capital Projects Services				
Vendor	Encumbrance	Expenditure	Balance	Description
Orbach Huff Suarez	\$400,000.00	(\$72,366.21)	\$327,633.79	Legal Services
Project Total:	\$400,000.00	(\$72,366.21)	\$327,633.79	015-0700 - Stevenson - Capital Projects Services

Project: 015-0727 - Stevenson - Solar Program				
Vendor	Encumbrance	Expenditure	Balance	Description
CIS Inc.	\$9,240.00	(\$126.00)	\$9,114.00	Inspection Services
Central Valley Environmental	\$2,800.00	(\$2,800.00)	\$0.00	Asbestos Abatement
Cleary Consultants	\$1,571.00	(\$36.07)	\$1,534.93	Geological/Geotechnical Engineering consultants
ENGIE Services U.S.	\$493,590.50	(\$169,257.21)	\$324,333.29	Energy Services
Greystone West Comp	\$9,397.87	(\$3,080.40)	\$6,317.47	Construction Management
Sage Renewables	\$6,409.00	(\$2,902.25)	\$3,506.75	Renewable Energy
Testing Engineers	\$4,759.00	(\$1,059.00)	\$3,700.00	Environmental Engineering
Project Total:	\$527,767.37	(\$179,260.93)	\$348,506.44	015-0727 - Stevenson - Solar Program

Project: 015-0731 - Stevenson - Fencing				
Vendor	Encumbrance	Expenditure	Balance	Description
Cleary Consultants	\$1,980.00	\$0.00	\$1,980.00	Geological/Geotechnical Engineering consultants
DFE & Associates Inc	\$5,333.00	(\$3,333.32)	\$1,999.68	Business Management Consultants
Golden Bay Fence Plus Iron	\$28,347.32	(\$5,011.74)	\$23,335.58	Fencing/Ironworks
Greystone West Comp	\$7,528.85	(\$6,252.35)	\$1,276.50	Construction Management
Hibser Yamauchi Architects	\$12,492.00	(\$7,572.73)	\$4,919.27	Architects
Testing Engineers	\$1,323.40	\$0.00	\$1,323.40	Environmental Engineering



Measure T Summary as of 8/31/2021

Project: 015-0731 - Stevenson - Fencing				
Vendor	Encumbrance	Expenditure	Balance	Description
Project Total:	\$57,004.57	(\$22,170.14)	\$34,834.43	015-0731 - Stevenson - Fencing
Project: 015-0732 - Stevenson - Lighting				
Vendor	Encumbrance	Expenditure	Balance	Description
Aurum Consulting Engineers	\$2,356.39	(\$2,356.39)	\$0.00	Engineering Consultants
Division Of State Architects	\$1,956.25	(\$1,956.25)	\$0.00	Architects
Hamilton + Aitken Architects	\$21,625.00	(\$7,352.50)	\$14,272.50	Architect
Project Total:	\$25,937.64	(\$11,665.14)	\$14,272.50	015-0732 - Stevenson - Lighting
Project: 015-0733 - Stevenson - HVAC				
Vendor	Encumbrance	Expenditure	Balance	Description
Dreiling Terrones Architecture	\$5,793.00	\$0.00	\$5,793.00	Architecture
Project Total:	\$5,793.00	\$0.00	\$5,793.00	015-0733 - Stevenson - HVAC
Project: 015-0734 - Stevenson - Outdoor Learning				
Vendor	Encumbrance	Expenditure	Balance	Description
Carducci & Associates	\$44,000.00	\$0.00	\$44,000.00	Architect/Engineering Services
Project Total:	\$44,000.00	\$0.00	\$44,000.00	015-0734 - Stevenson - Outdoor Learning
Project: 015-0736 - Stevenson - Storage				
Vendor	Encumbrance	Expenditure	Balance	Description
Dreiling Terrones Architecture	\$25,930.00	(\$860.00)	\$25,070.00	Architecture
Project Total:	\$25,930.00	(\$860.00)	\$25,070.00	015-0736 - Stevenson - Storage
Project: 016-0708 - Mistral - Classroom/Building - Modernization				
Vendor	Encumbrance	Expenditure	Balance	Description
AT&T	\$11,703.61	(\$11,703.61)	\$0.00	Phone/Internet
CIS Inc.	\$25,650.00	(\$18,050.00)	\$7,600.00	Inspection Services
Chipman Relocation & Logistics	\$9,760.00	(\$9,760.00)	\$0.00	Moving Service



Measure T Summary as of 8/31/2021

Project: 016-0708 - Mistral - Classroom/Building - Modernization				
Vendor	Encumbrance	Expenditure	Balance	Description
Cleary Consultants	\$15,000.00	(\$2,157.50)	\$12,842.50	Geological/Geotechnical Engineering consultants
Greystone West Comp	\$80,057.82	(\$66,912.71)	\$13,145.11	Construction Management
Quattrocchi Kwok Architects	\$215,090.65	(\$191,465.65)	\$23,625.00	Architects
S & H Construction	\$2,163,000.00	(\$1,661,073.86)	\$501,926.14	General Contractor
Testing Engineers	\$22,063.50	(\$4,189.00)	\$17,874.50	Environmental Engineering
Project Total:	\$2,542,325.58	(\$1,965,312.33)	\$577,013.25	016-0708 - Mistral - Classroom/Building - Modernization

Project: 016-0727 - Mistral - Solar Program				
Vendor	Encumbrance	Expenditure	Balance	Description
CIS Inc.	\$9,240.00	(\$126.00)	\$9,114.00	Inspection Services
Carducci & Associates	\$1,290.00	\$0.00	\$1,290.00	Architect/Engineering Services
Cleary Consultants	\$1,571.00	(\$36.07)	\$1,534.93	Geological/Geotechnical Engineering consultants
ENGIE Services U.S.	\$586,262.50	(\$271,979.43)	\$314,283.07	Energy Services
Greystone West Comp	\$9,397.87	(\$3,080.40)	\$6,317.47	Construction Management
Sage Renewables	\$12,818.00	(\$5,804.55)	\$7,013.45	Renewable Energy
Testing Engineers	\$4,759.00	(\$2,273.75)	\$2,485.25	Environmental Engineering
Project Total:	\$625,338.37	(\$283,300.20)	\$342,038.17	016-0727 - Mistral - Solar Program

Project: 016-0731 - Mistral - Fencing				
Vendor	Encumbrance	Expenditure	Balance	Description
Cleary Consultants	\$1,980.00	\$0.00	\$1,980.00	Geological/Geotechnical Engineering consultants
DFE & Associates Inc	\$5,333.00	(\$3,333.32)	\$1,999.68	Business Management Consultants
Golden Bay Fence Plus Iron	\$74,637.14	(\$15,219.79)	\$59,417.35	Fencing/Ironworks
Greystone West Comp	\$8,145.60	(\$6,869.03)	\$1,276.57	Construction Management
Hibser Yamauchi Architects	\$12,492.00	(\$7,572.73)	\$4,919.27	Architects
Testing Engineers	\$1,323.40	\$0.00	\$1,323.40	Environmental Engineering
Project Total:	\$103,911.14	(\$32,994.87)	\$70,916.27	016-0731 - Mistral - Fencing



Measure T Summary as of 8/31/2021

Project: 016-0732 - Mistral - Lighting				
Vendor	Encumbrance	Expenditure	Balance	Description
Aurum Consulting Engineers	\$2,356.39	(\$2,356.39)	\$0.00	Engineering Consultants
Division Of State Architects	\$1,956.25	(\$1,956.25)	\$0.00	Architects
Greystone West Comp	\$13,365.00	\$0.00	\$13,365.00	Construction Management
Hamilton + Aitken Architects	\$21,625.00	(\$7,352.50)	\$14,272.50	Architect
Project Total:	\$39,302.64	(\$11,665.14)	\$27,637.50	016-0732 - Mistral - Lighting

Project: 016-0733 - Mistral - HVAC				
Vendor	Encumbrance	Expenditure	Balance	Description
CIS Inc.	\$2,565.00	(\$836.00)	\$1,729.00	Inspection Services
Dreiling Terrones Architecture	\$33,663.63	(\$23,872.20)	\$9,791.43	Architecture
Foothill Air Conditioning	\$873,600.00	(\$713,136.50)	\$160,463.50	Air Conditioning
Greystone West Comp	\$74,195.00	(\$20,074.48)	\$54,120.52	Construction Management
Project Total:	\$984,023.63	(\$757,919.18)	\$226,104.45	016-0733 - Mistral - HVAC

Project: 016-0734 - Mistral - Outdoor Learning				
Vendor	Encumbrance	Expenditure	Balance	Description
Carducci & Associates	\$22,000.00	\$0.00	\$22,000.00	Architect/Engineering Services
Project Total:	\$22,000.00	\$0.00	\$22,000.00	016-0734 - Mistral - Outdoor Learning

Project: 016-0738 - Mistral - Park Facilities				
Vendor	Encumbrance	Expenditure	Balance	Description
Artik Art & Architects	\$7,600.00	(\$760.00)	\$6,840.00	Architect
Greystone West Comp	\$6,308.00	\$0.00	\$6,308.00	Construction Management
The Public Restroom	\$89,281.50	(\$7,724.00)	\$81,557.50	Restrooms/Building Purchases
Project Total:	\$103,189.50	(\$8,484.00)	\$94,705.50	016-0738 - Mistral - Park Facilities



Measure T Summary as of 8/31/2021

Project: 025-0733 - Preschool - Montecito				
Vendor	Encumbrance	Expenditure	Balance	Description
Project Total:	\$0.00	\$0.00	\$0.00	025-0733 - Preschool - Montecito
Grand Total:	\$119,106,045.70	(\$52,285,154.61)	\$66,820,891.09	Mountain View Whisman School District