



# Crittenden Middle School

Panorama Teacher Survey  
Fall 2017



Report created by  
Panorama Education



## Summary

Topic Description	Results	Comparison
<p><b>Feedback and Coaching</b></p> <p>Perceptions of the amount and quality of feedback faculty and staff receive.</p>	<b>25%</b>	<b>39%</b> Mountain View Whisman School District
<p><b>Professional Learning</b></p> <p>Perceptions of the amount and quality of professional growth and learning opportunities available to faculty and staff.</p>	<b>39%</b>	<b>48%</b> Mountain View Whisman School District
<p><b>School Climate</b></p> <p>Perceptions of the overall social and learning climate of the school.</p>	<b>58%</b>	<b>63%</b> Mountain View Whisman School District
<p><b>School Leadership</b></p> <p>Perceptions of the school leadership's effectiveness.</p>	<b>46%</b>	<b>57%</b> Mountain View Whisman School District
<p><b>Staff-Leadership Relationships</b></p> <p>Perceptions of faculty and staff relationships with school leaders.</p>	<b>68%</b>	<b>71%</b> Mountain View Whisman School District
<p><b>Teaching Efficacy</b></p> <p>Faculty perceptions of their professional strengths and areas for growth.</p>	<b>60%</b>	<b>52%</b> Mountain View Whisman School District

27 responses

# Feedback and Coaching

Your average

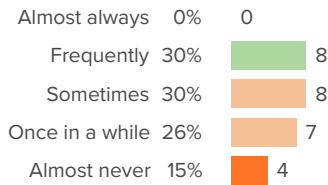
**25%**

27 responses

District average: **39%** Mountain View Whisman School District

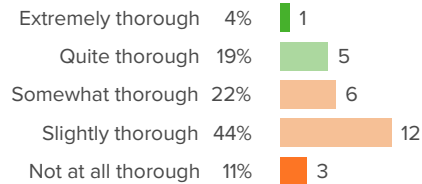
## How did people respond?

### Q.1: How often do you receive feedback on your teaching?



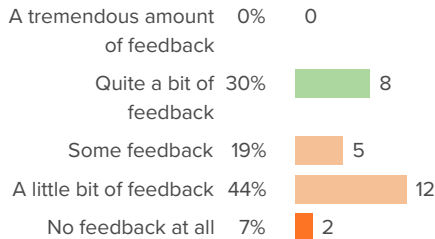
Favorable: **30%**

### Q.2: At your school, how thorough is the feedback you receive in covering all aspects of your role as a teacher?



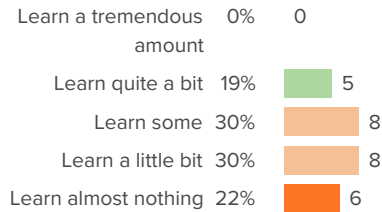
Favorable: **22%**

### Q.3: How much feedback do you receive on your teaching?



Favorable: **30%**

### Q.4: How much do you learn from the teacher evaluation processes at your school?



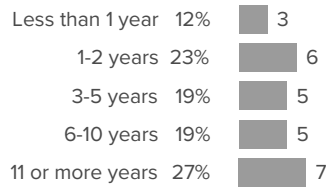
Favorable: **19%**



# Future Plans

How did people respond? \_\_\_\_\_

**Q.1: For how many years do you plan to continue teaching in this district?**



# Professional Learning

Your average

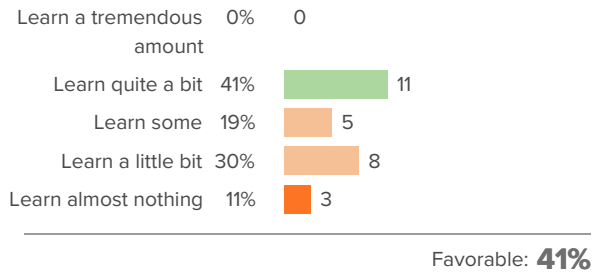
**39%**

27 responses

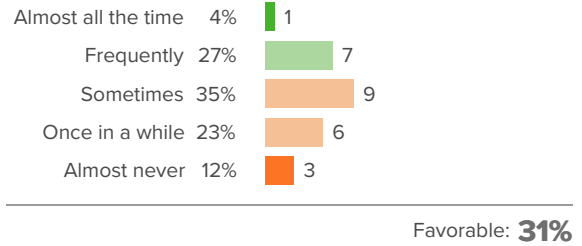
District average: **48%** Mountain View Whisman School District

## How did people respond?

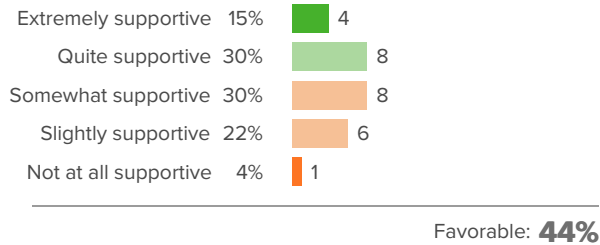
### Q.1: Overall, how much do you learn about teaching from the leaders at your school?



### Q.2: How often do your professional development opportunities help you explore new ideas?



### Q.3: Overall, how supportive has the school been of your growth as a teacher?



# School Climate

Your average

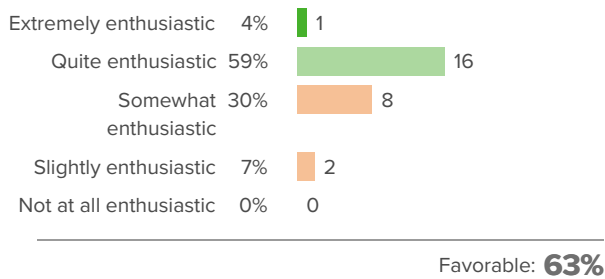
**58%**

27 responses

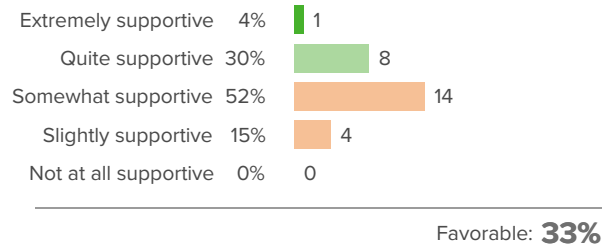
District average: **63%** Mountain View Whisman School District

## How did people respond?

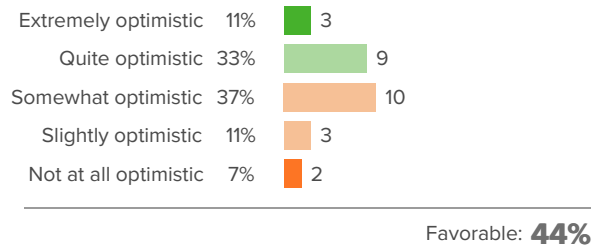
### Q.1: On most days, how enthusiastic are the students about being at school?



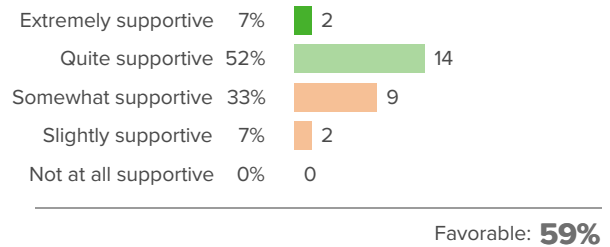
### Q.2: When new initiatives to improve teaching are presented at your school, how supportive are your colleagues?



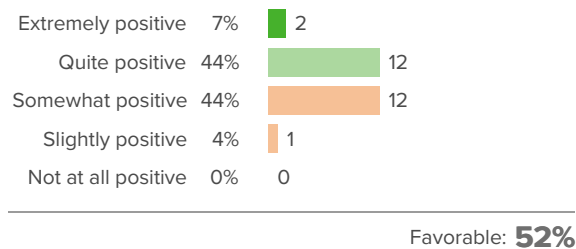
### Q.3: How optimistic are you that your school will improve in the future?



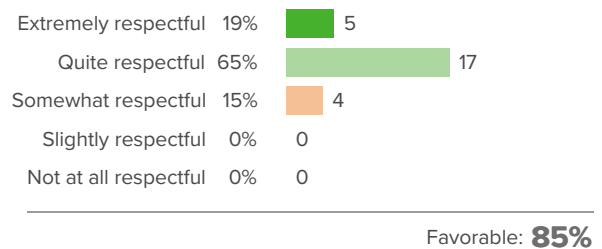
### Q.4: How supportive are students in their interactions with each other?



### Q.5: How positive are the attitudes of your colleagues?

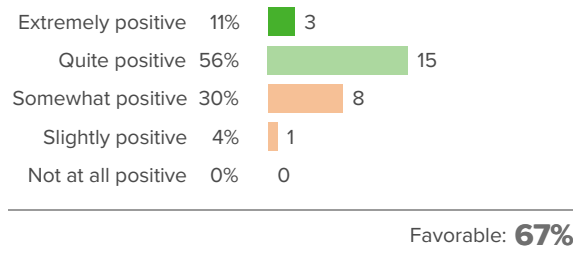


### Q.6: How respectful are the relationships between teachers and students?





**Q.7: Overall, how positive is the working environment at your school?**



# School Leadership

Your average

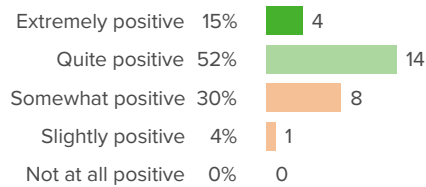
## 46%

27 responses

District average: **57%** Mountain View Whisman School District

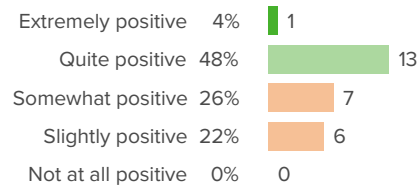
### How did people respond?

#### Q.1: How positive is the tone that school leaders set for the culture of the school?



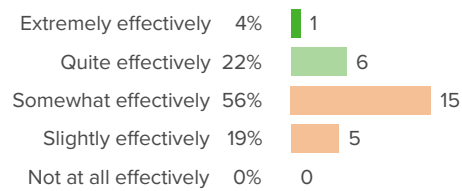
Favorable: **67%**

#### Q.2: Overall, how positive is the influence of the school leaders on the quality of your teaching?



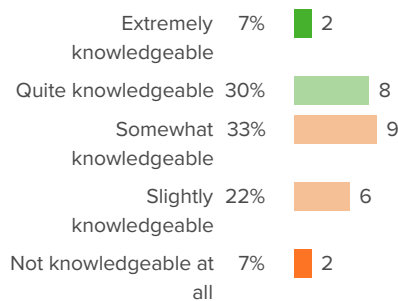
Favorable: **52%**

#### Q.3: How effectively do school leaders communicate important information to teachers?



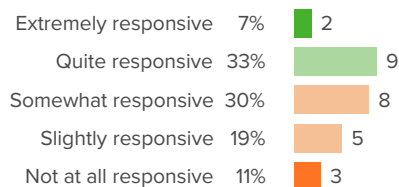
Favorable: **26%**

#### Q.4: How knowledgeable are your school leaders about what is going on in teachers' classrooms?



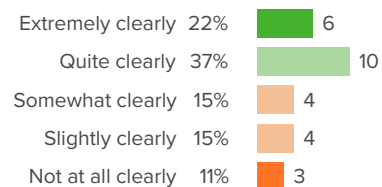
Favorable: **37%**

#### Q.5: How responsive are school leaders to your feedback?



Favorable: **41%**

#### Q.6: How clearly do your school leaders identify their goals for teachers?

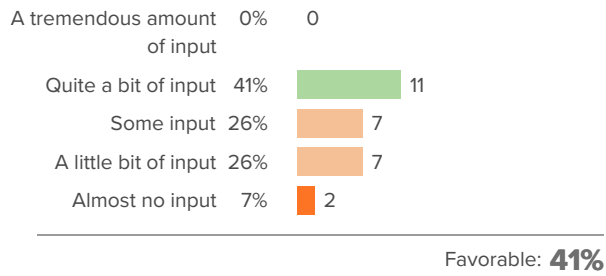


Favorable: **59%**





**Q.7: When the school makes important decisions, how much input do teachers have?**



# Staff-Leadership Relationships

Your average

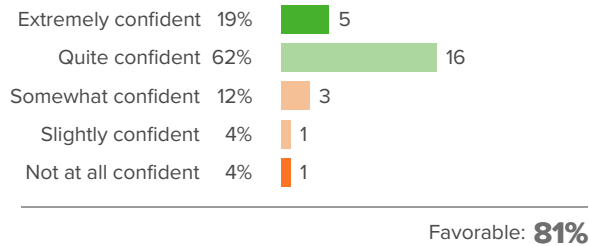
**68%**

27 responses

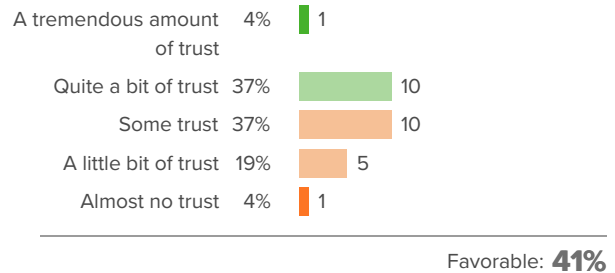
District average: **71%** Mountain View Whisman School District

## How did people respond?

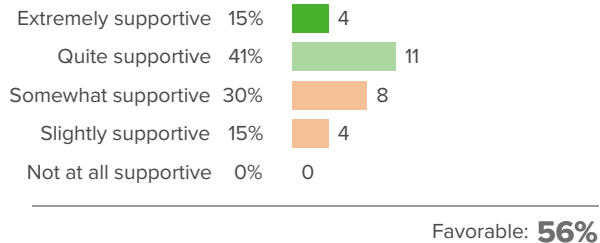
### Q.1: How confident are you that your school leaders have the best interests of the students in mind?



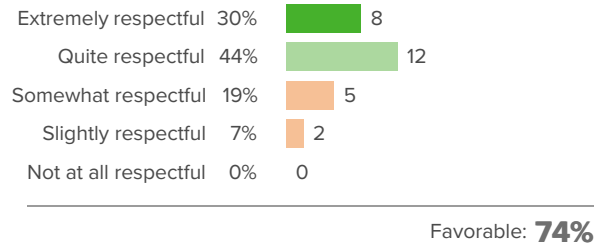
### Q.2: How much trust exists between school leaders and faculty?



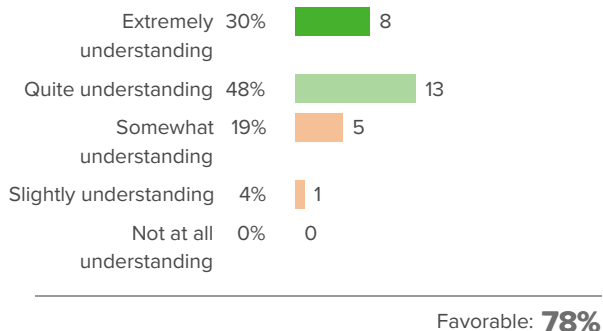
### Q.3: When you face challenges at work, how supportive are your school leaders?



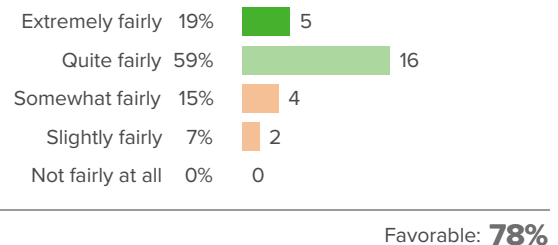
### Q.4: How respectful are your school leaders towards you?



### Q.5: When challenges arise in your personal life, how understanding are your school leaders?



### Q.6: How fairly does the school leadership treat the faculty?



# Teaching Efficacy

Your average

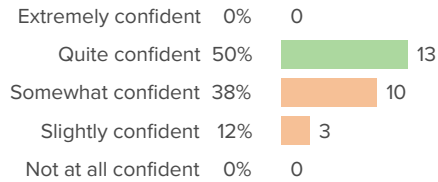
**60%**

27 responses

District average: **52%** Mountain View Whisman School District

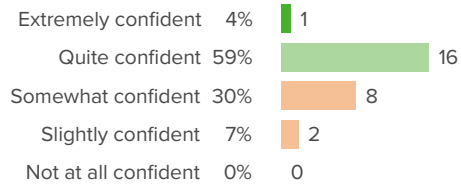
## How did people respond?

**Q.1: How confident are you that you can move through material at a pace that works well for each of your students?**



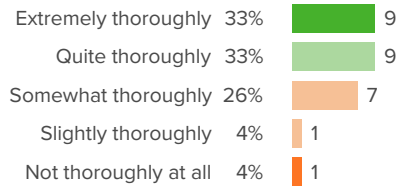
Favorable: **50%**

**Q.2: How confident are you that you can help your school's most challenging students to learn?**



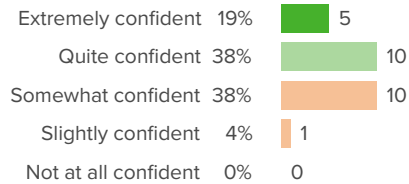
Favorable: **63%**

**Q.3: How thoroughly do you feel that you know all the content you need to teach?**



Favorable: **67%**


**Q.4: How confident are you that you can meet the learning needs of your most advanced students?**



Favorable: **58%**



**Q.5: Which content areas would you want more support with?**



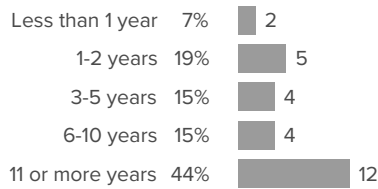


# Background Questions

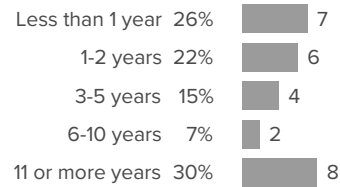
## How did people respond?

---

### Q.1: For how many years have you taught?



### Q.2: For how many years have you taught at your current school?



### Q.3: If a friend or colleague were looking for a teaching job, to what extent, if at all, would you recommend this school?

