



Theuerkauf Elementary School

Student Survey
Fall 2017



Report created by
Panorama Education



Summary

Topic Description	Results	Comparison
<p>School Belonging</p> <p>How much students feel that they are valued members of the school community.</p>	58%	51% Mountain View Whisman School District
<p>School Climate</p> <p>Perceptions of the overall social and learning climate of the school.</p>	50%	52% Mountain View Whisman School District
<p>School Rigorous Expectations</p> <p>How much students feel that their teachers hold them to high expectations around effort, understanding, persistence, and performance in class.</p>	71%	70% Mountain View Whisman School District
<p>School Safety</p> <p>Perceptions of student physical and psychological safety at school.</p>	64%	66% Mountain View Whisman School District
<p>School Teacher-Student Relationships</p> <p>How strong the social connection is between teachers and students within and beyond the school.</p>	68%	70% Mountain View Whisman School District

53 responses

School Belonging

Your average

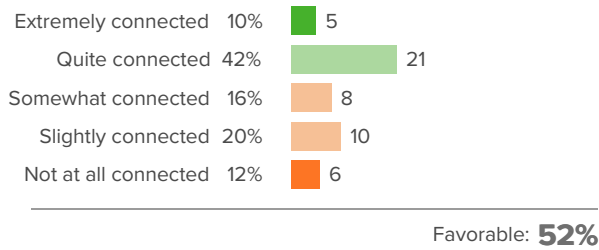
58%

53 responses

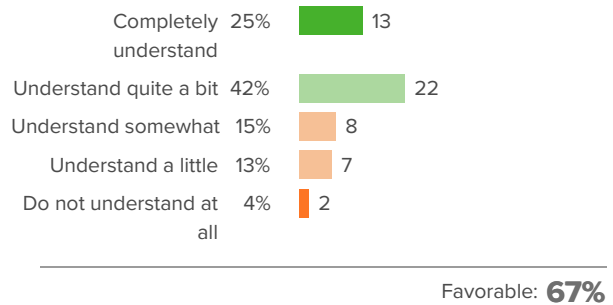
District average: **51%** Mountain View Whisman School District

How did people respond?

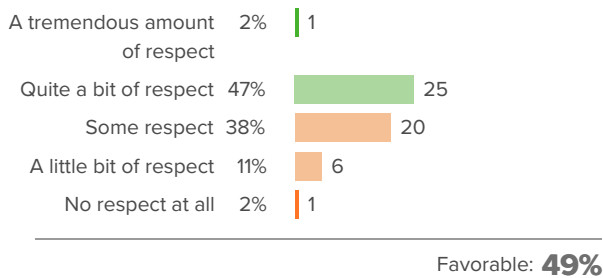
Q.1: How connected do you feel to the adults at your school?



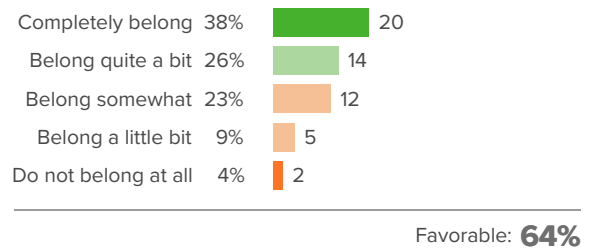
Q.2: How well do people at your school understand you as a person?



Q.3: How much respect do students in your school show you?



Q.4: Overall, how much do you feel like you belong at your school?



School Climate

Your average

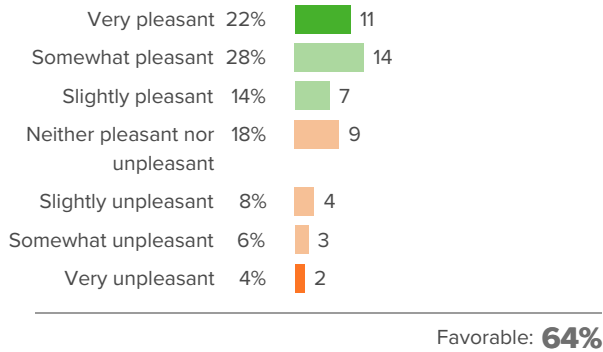
50%

53 responses

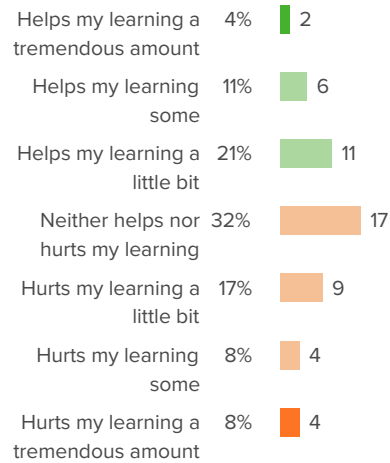
District average: **52%** Mountain View Whisman School District

How did people respond?

Q.1: How pleasant or unpleasant is the physical space at your school?



Q.2: At your school, how much does the behavior of other students hurt or help your learning?



School Rigorous Expectations

Your average

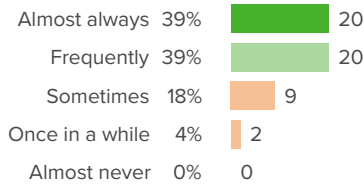
71%

53 responses

District average: **70%** Mountain View Whisman School District

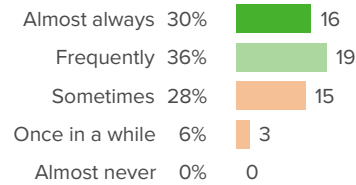
How did people respond?

Q.1: How often do your teachers take time to make sure you understand the material?



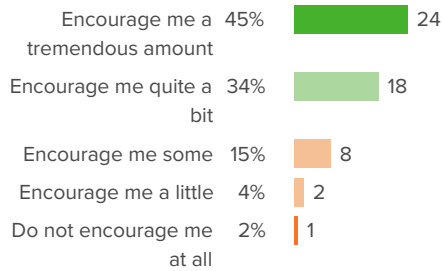
Favorable: **78%**

Q.2: How often do your teachers make you explain your answers?



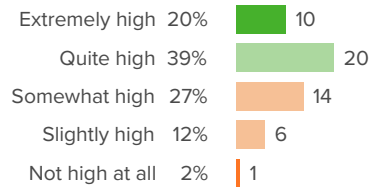
Favorable: **66%**

Q.3: How much do your teachers encourage you to do your best?



Favorable: **79%**

Q.4: Overall, how high are your teachers' expectations of you?



Favorable: **59%**

School Safety

Your average

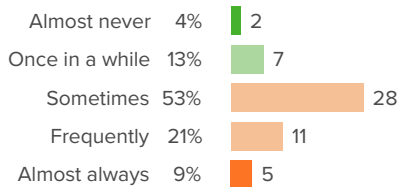
64%

53 responses

District average: **66%** Mountain View Whisman School District

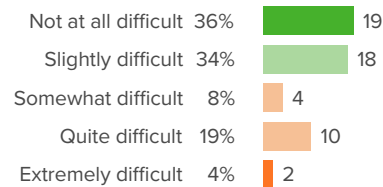
How did people respond?

Q.1: How often are people disrespectful to others at your school?



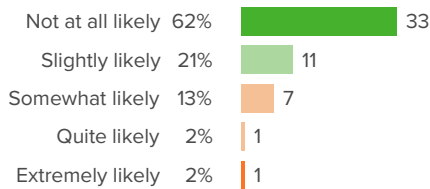
Favorable: **17%**

Q.2: If a student is bullied in school, how difficult is it for him/her to get help from an adult?



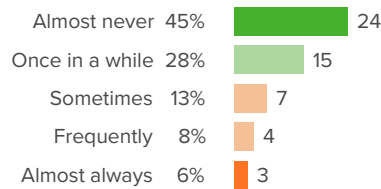
Favorable: **70%**

Q.3: How likely is it that someone from your school will bully you online?



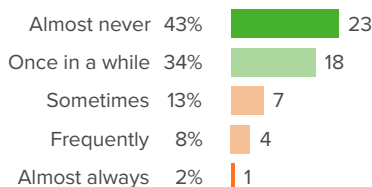
Favorable: **83%**

Q.4: How often do you worry about violence at your school?



Favorable: **74%**

Q.5: How often do students get into physical fights at your school?



Favorable: **77%**

School Teacher-Student Relationships

Your average

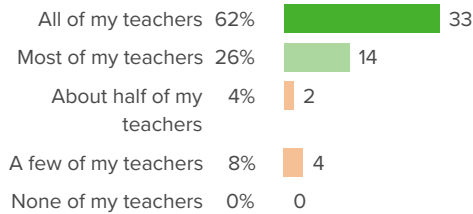
68%

53 responses

District average: **70%** Mountain View Whisman School District

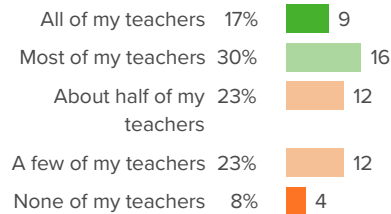
How did people respond?

Q.1: How many of your teachers are respectful towards you?



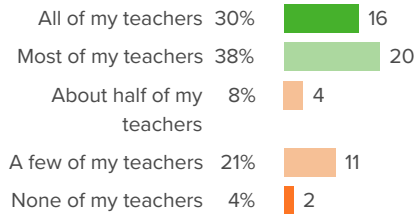
Favorable: **89%**

Q.2: If you walked into class upset, how many of your teachers would be concerned?



Favorable: **47%**

Q.3: How many of your teachers would you be excited to have again in the future?



Favorable: **68%**