



Mountain View Whisman School District

Panorama Staff Survey
Fall 2017



Report created by
Panorama Education



Summary

Topic Description	Results
Feedback and Coaching Perceptions of the amount and quality of feedback faculty and staff receive.	42%
Professional Learning Perceptions of the amount and quality of professional growth and learning opportunities available to faculty and staff.	51%
School Climate Perceptions of the overall social and learning climate of the school.	73%
School Leadership Perceptions of the school leadership's effectiveness.	68%
Staff-Leadership Relationships Perceptions of faculty and staff relationships with school leaders.	80%

180 responses

Feedback and Coaching

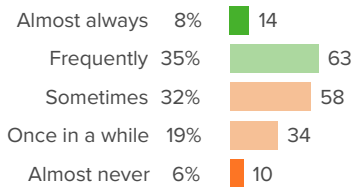
Your average

42%

180 responses

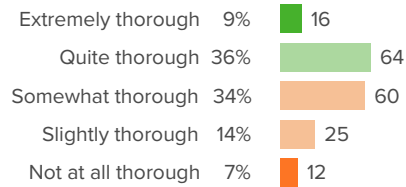
How did people respond?

Q.1: How often do you receive feedback on your work?



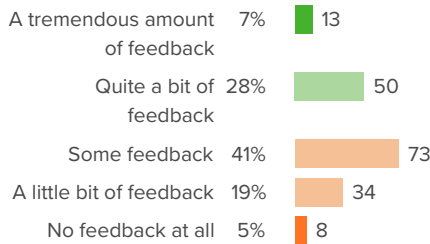
Favorable: **43%**

Q.2: At your school, how thorough is the feedback you receive in covering all aspects of your role?



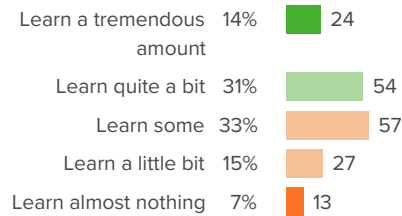
Favorable: **45%**

Q.3: How much feedback do you receive on your work?



Favorable: **35%**

Q.4: How much do you learn from the evaluation processes at your school?

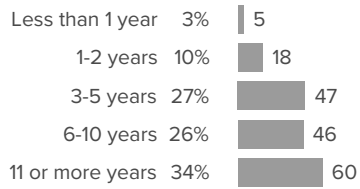


Favorable: **45%**

Future Plans

How did people respond? _____

Q.1: For how many years do you plan to continue working in this district?



Professional Learning

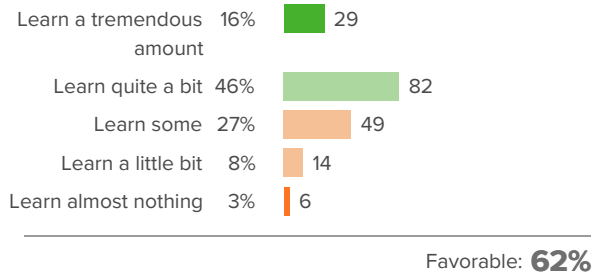
Your average

51%

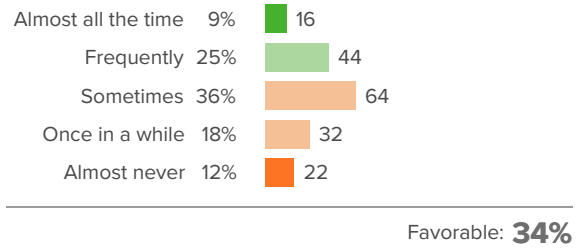
180 responses

How did people respond?

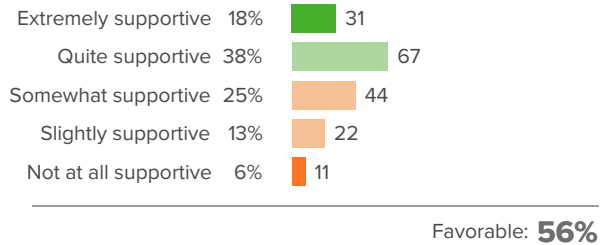
Q.1: Overall, how much do you learn from the leaders at your school?



Q.2: How often do your professional development opportunities help you explore new ideas?



Q.3: Overall, how supportive has the school been of your professional growth?



School Climate

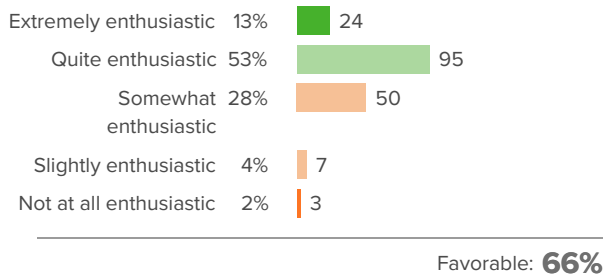
Your average

73%

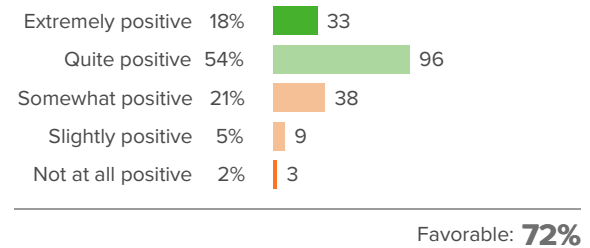
180 responses

How did people respond?

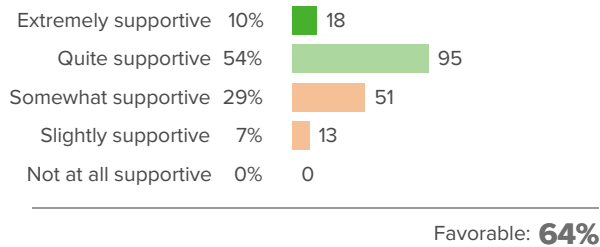
Q.1: On most days, how enthusiastic are the students about being at school?



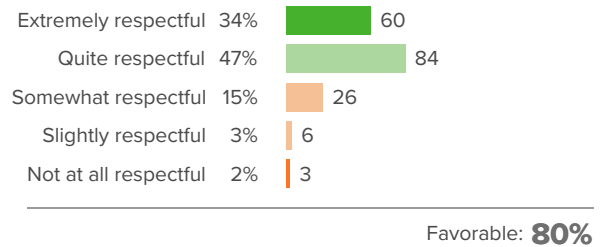
Q.2: How positive are the attitudes of your colleagues?



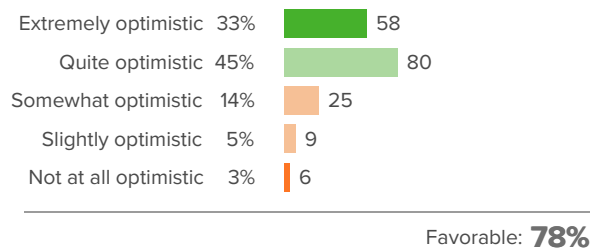
Q.3: How supportive are students in their interactions with each other?



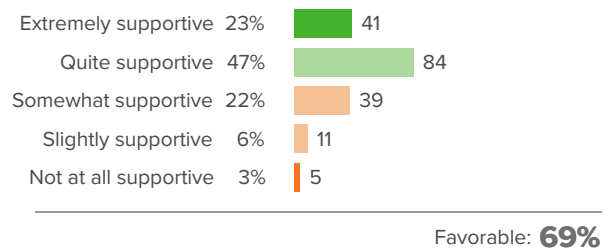
Q.4: How respectful are the relationships between staff and students?



Q.5: How optimistic are you that your school will improve in the future?

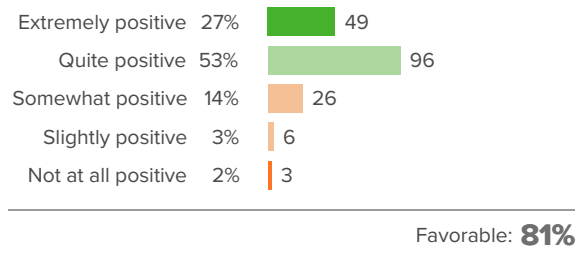


Q.6: When new initiatives are presented at your school, how supportive are your colleagues?





Q.7: Overall, how positive is the working environment at your school?



School Leadership

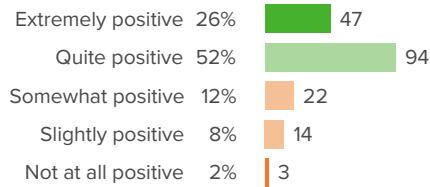
Your average

68%

180 responses

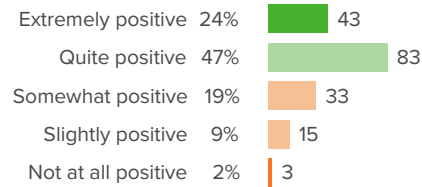
How did people respond?

Q.1: How positive is the tone that school leaders set for the culture of the school?



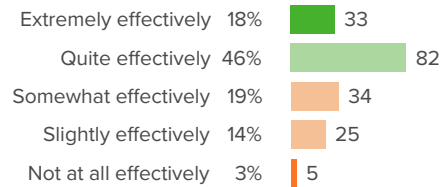
Favorable: **78%**

Q.2: Overall, how positive is the influence of the school leaders on the quality of your work?



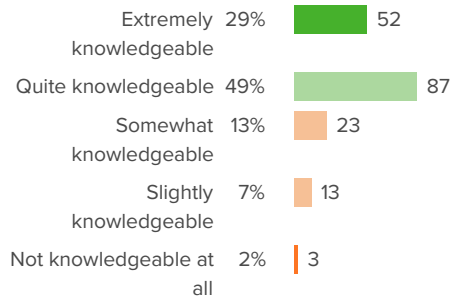
Favorable: **71%**

Q.3: How effectively do school leaders communicate important information to staff?



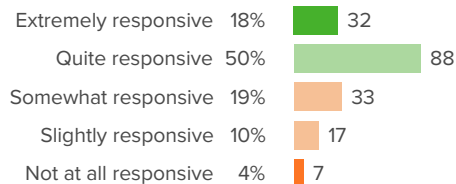
Favorable: **64%**

Q.4: How knowledgeable are your school leaders about what is going on in the school?



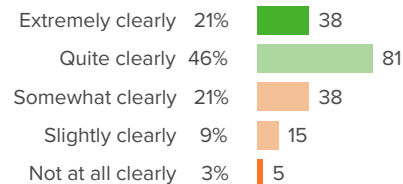
Favorable: **78%**

Q.5: How responsive are school leaders to your feedback?



Favorable: **68%**

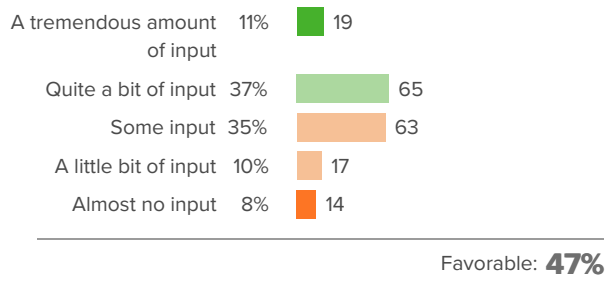
Q.6: How clearly do your school leaders identify their goals for the staff?



Favorable: **67%**



Q.7: When the school makes important decisions, how much input do staff have?



Staff-Leadership Relationships

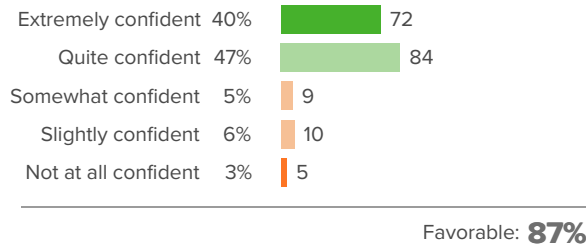
Your average

80%

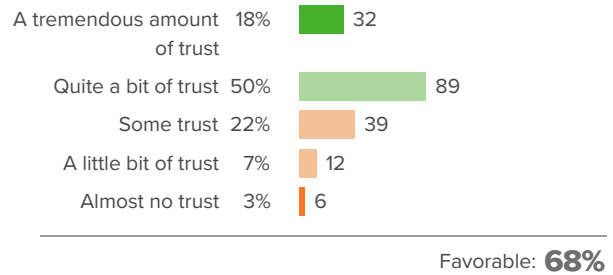
180 responses

How did people respond?

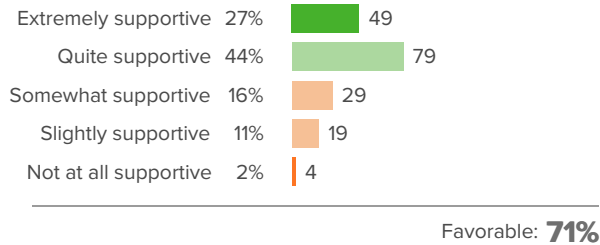
Q.1: How confident are you that your school leaders have the best interests of students in mind?



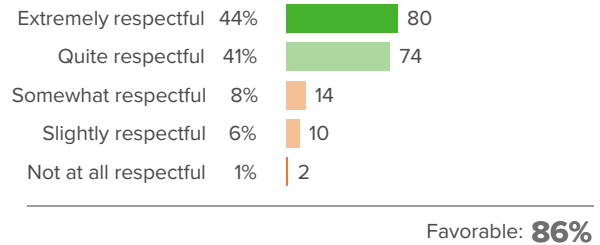
Q.2: How much trust exists between school leaders and staff?



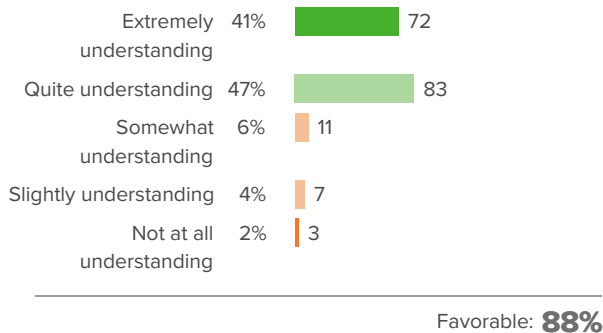
Q.3: When you face challenges at work, how supportive are your school leaders?



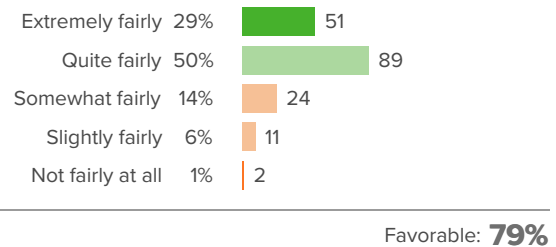
Q.4: How respectful are your school leaders towards you?



Q.5: When challenges arise in your personal life, how understanding are your school leaders?



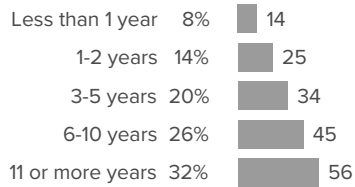
Q.6: How fairly does the school leadership treat the staff?



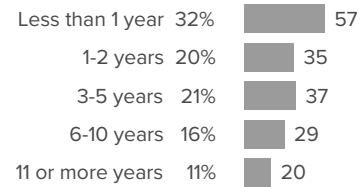
Background Questions

How did people respond?

Q.1: For how many years have you worked in education?



Q.2: For how many years have you worked at your current school?



Q.3: If a friend or colleague were looking for a job, to what extent, if at all, would you recommend this school?

