



District Office - Admin Services

District Office Climate Survey
Fall 2017



Report created by
Panorama Education



Summary

Topic Description	Results	Comparison
District office climate	86%	65% Mountain View Whisman School District
District office leadership	71%	50% Mountain View Whisman School District
Feedback and Coaching Perceptions of the amount and quality of feedback faculty and staff receive.	25%	31% Mountain View Whisman School District
Professional Learning Perceptions of the amount and quality of professional growth and learning opportunities available to faculty and staff.	62%	57% Mountain View Whisman School District
Staff-Leadership Relationships Perceptions of faculty and staff relationships with school leaders.	93%	75% Mountain View Whisman School District

7 responses



District office climate

Your average

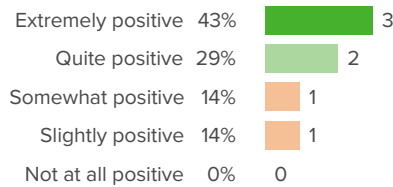
86%

7 responses

District average: **65%** Mountain View Whisman School District

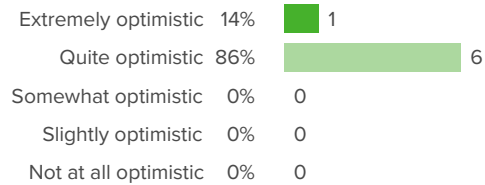
How did people respond?

Q.1: How positive are the attitudes of your colleagues?



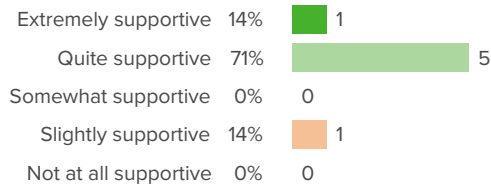
Favorable: **71%**

Q.2: How optimistic are you that the district will improve in the future?



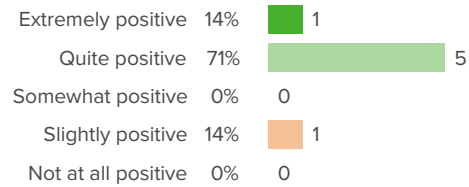
Favorable: **100%**

Q.3: When new initiatives are presented, how supportive are your district office colleagues?



Favorable: **86%**

Q.4: Overall, how positive is the working environment at the district office?



Favorable: **86%**



District office leadership

Your average

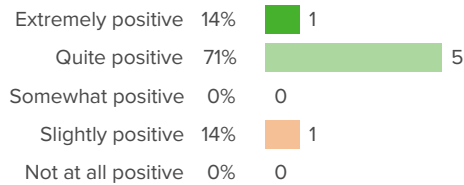
71%

7 responses

District average: **50%** Mountain View Whisman School District

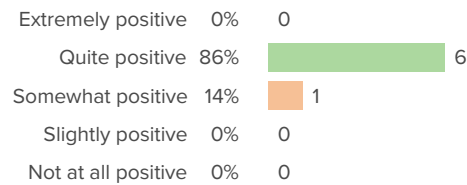
How did people respond?

Q.1: How positive is the tone that district leaders set for the culture of the district?



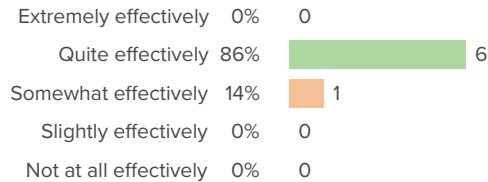
Favorable: **86%**

Q.2: Overall, how positive is the influence of your supervisor on the quality of your work?



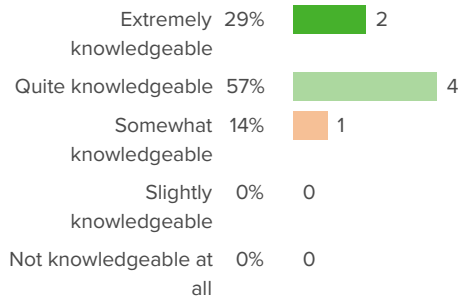
Favorable: **86%**

Q.3: How effectively do district department leaders (as a group) communicate important information to district office staff/principals?



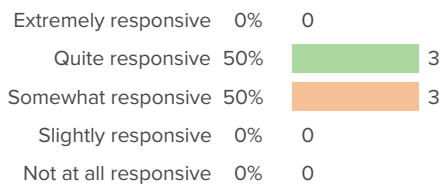
Favorable: **86%**

Q.4: How knowledgeable are district office leaders about what is going on in district departments?



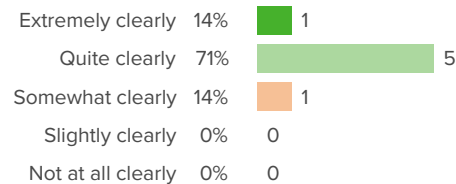
Favorable: **86%**

Q.5: How responsive are district office leaders to your feedback?



Favorable: **50%**

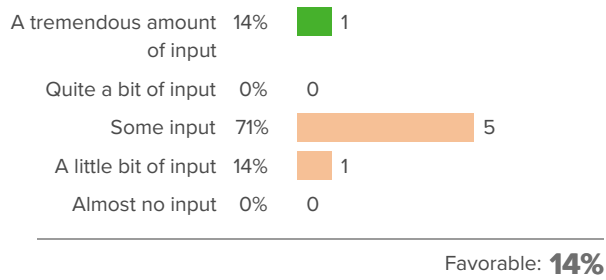
Q.6: How clearly does your supervisor identify his/her goals for your department's staff?



Favorable: **86%**



Q.7: When district office leaders make important decisions, how much input do staff have?





Feedback and Coaching

Your average

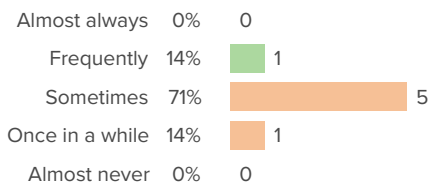
25%

7 responses

District average: **31%** Mountain View Whisman School District

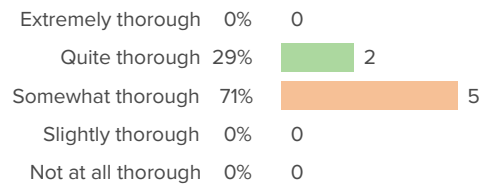
How did people respond?

Q.1: How often do you receive feedback on your work?



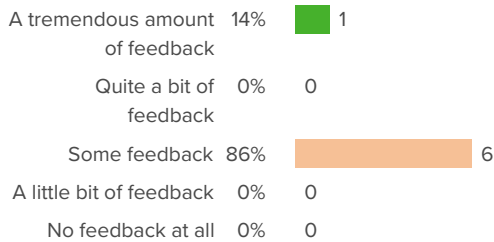
Favorable: **14%**

Q.2: How thorough is the feedback you receive in covering all aspects of your role?



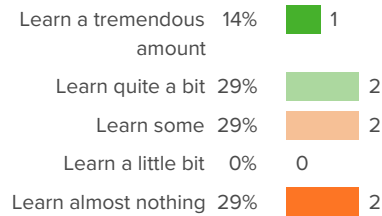
Favorable: **29%**

Q.3: How much feedback do you receive on your work?



Favorable: **14%**

Q.4: How much do you learn through the process of being evaluated?



Favorable: **43%**



Future Plans

How did people respond? _____

Q.1: For how many years do you plan to continue working in this district?

Less than 1 year	0%	0
1-2 years	0%	0
3-5 years	14%	1
6-10 years	43%	3
11 or more years	43%	3

Professional Learning

Your average

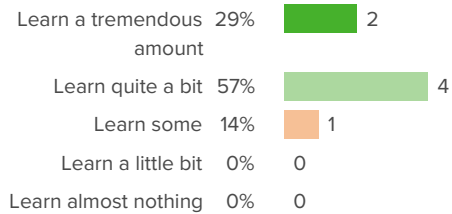
62%

7 responses

District average: **57%** Mountain View Whisman School District

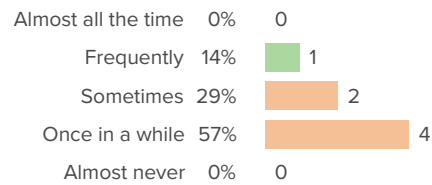
How did people respond?

Q.1: Overall, how much do you learn from the leaders in your department?



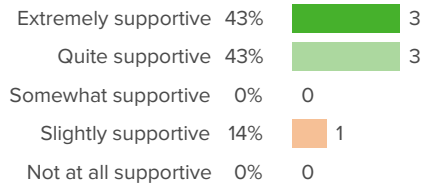
Favorable: **86%**

Q.2: How often do your professional development opportunities help you explore new ideas?



Favorable: **14%**

Q.3: Overall, how supportive has your supervisor been of your professional growth?



Favorable: **86%**

Staff-Leadership Relationships

Your average

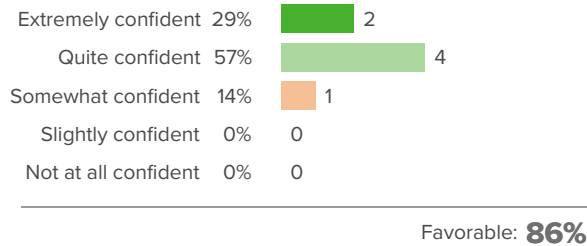
93%

7 responses

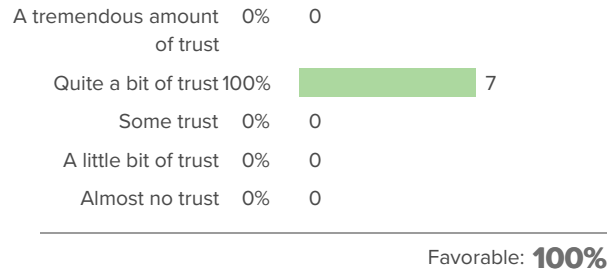
District average: **75%** Mountain View Whisman School District

How did people respond?

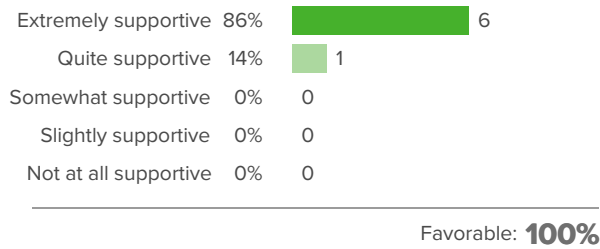
Q.1: How confident are you that district leaders have the best interests of students in mind?



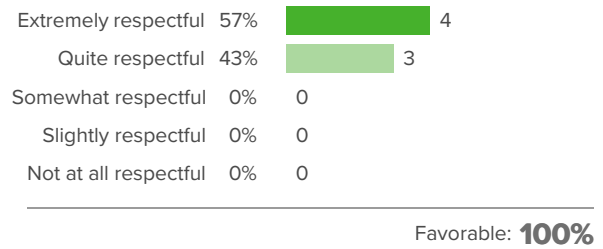
Q.2: How much trust exists between district department leaders (as a group) and district office staff/principals?



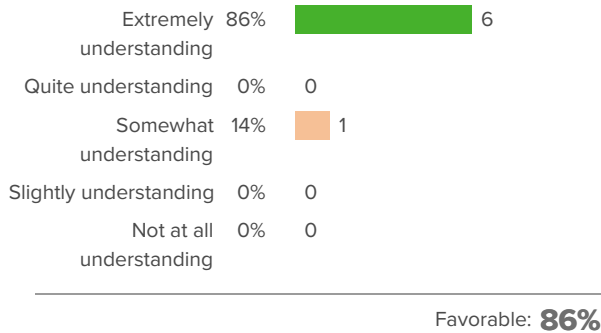
Q.3: When you face challenges at work, how supportive is your supervisor?



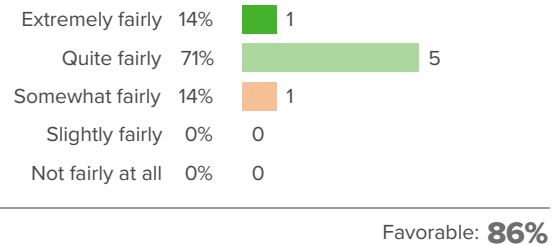
Q.4: How respectful are your district office leaders toward you?



Q.5: When challenges arise in your personal life, how understanding is your supervisor?



Q.6: How fairly does the district leadership treat the district office staff/principals?

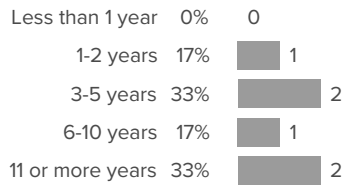




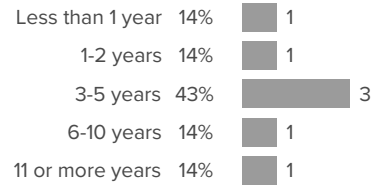
Background Questions

How did people respond?

Q.1: For how many years have you worked in education?



Q.2: For how many years have you worked at your current department/school?



Q.3: If a friend or colleague were looking for a job, to what extent, if at all, would you recommend the district office?

