



# Crittenden Middle School

Family-School Relationships Survey  
Fall 2017



Report created by  
Panorama Education



## Summary

Topic Description	Results	Comparison
<b>Barriers to engagement</b>	<b>80%</b>	<b>80%</b> Mountain View Whisman School District
<b>Family Efficacy</b> How confident families are with regard to key parenting skills.	<b>64%</b>	<b>67%</b> Mountain View Whisman School District
<b>Family Engagement</b> The degree to which families become involved with and interact with their child's school.	<b>22%</b>	<b>42%</b> Mountain View Whisman School District
<b>Family Support</b> Families' perceptions of the amount of academic and social support that they provide their child with outside of school.	<b>62%</b>	<b>69%</b> Mountain View Whisman School District
<b>School Climate</b> Perceptions of the overall social and learning climate of the school.	<b>79%</b>	<b>82%</b> Mountain View Whisman School District
<b>School Fit</b> Families' perceptions of how well a school matches their child's developmental needs.	<b>65%</b>	<b>67%</b> Mountain View Whisman School District
<b>School Safety</b> Perceptions of student physical and psychological safety at school.	<b>77%</b>	<b>84%</b> Mountain View Whisman School District

182 responses

# Barriers to engagement

Your average

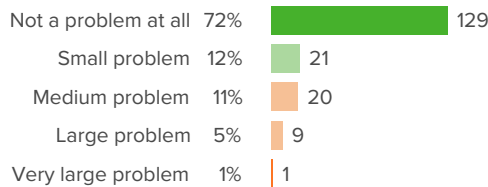
**80%**

182 responses

District average: **80%** Mountain View Whisman School District

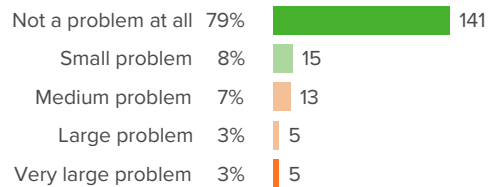
## How did people respond?

### Q.1: Childcare needs



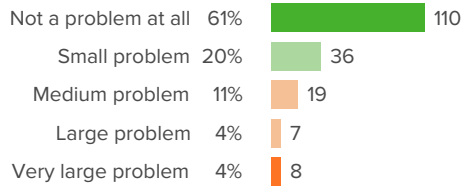
Favorable: **83%**

### Q.2: Transportation-related challenges



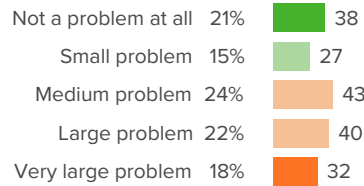
Favorable: **87%**

### Q.3: Concerns about getting to the school safely



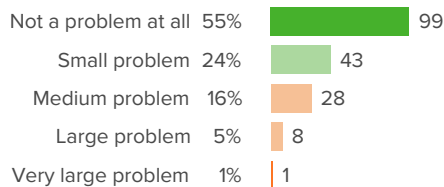
Favorable: **81%**

### Q.4: How busy your schedule is



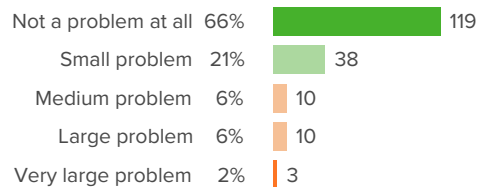
Favorable: **36%**

### Q.5: School staff seem too busy



Favorable: **79%**

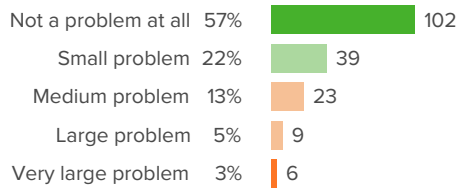
### Q.6: You feel unsure about how to communicate with the school



Favorable: **87%**

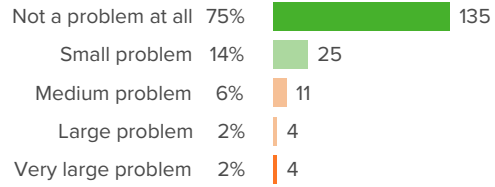


**Q.7: The school provides little information about involvement opportunities**



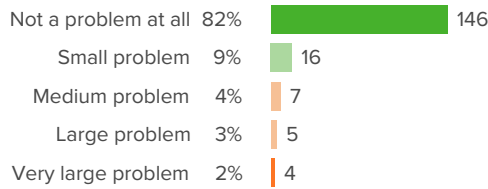
Favorable: **79%**

**Q.8: The school is not welcoming to parents**



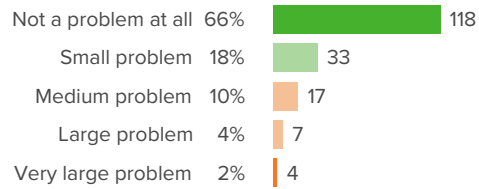
Favorable: **89%**

**Q.9: The school does not communicate well with people from your culture**



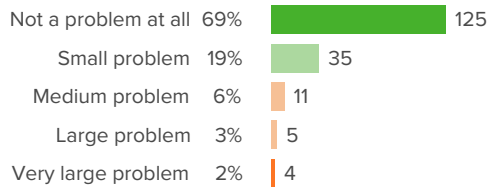
Favorable: **91%**

**Q.10: You do not feel a sense of belonging with your child's school community**



Favorable: **84%**

**Q.11: You worry that adults at the school will treat your child differently if you raise a concern**



Favorable: **89%**

# Family Efficacy

Your average

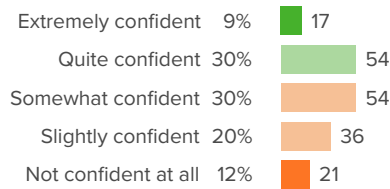
**64%**

182 responses

District average: **67%** Mountain View Whisman School District

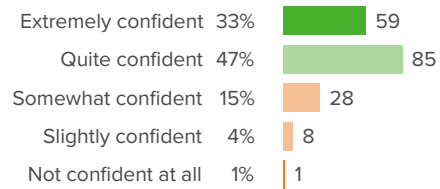
## How did people respond?

### Q.1: How confident are you in your ability to connect with other parents?



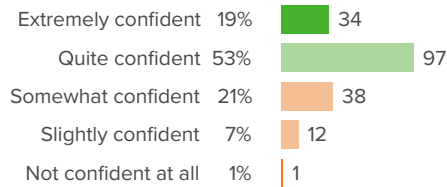
Favorable: **39%**

### Q.2: How confident are you in your ability to support your child's learning at home?



Favorable: **80%**

### Q.3: How confident are you in your ability to help your child deal with his/her emotions appropriately?



Favorable: **72%**

# Family Engagement

Your average

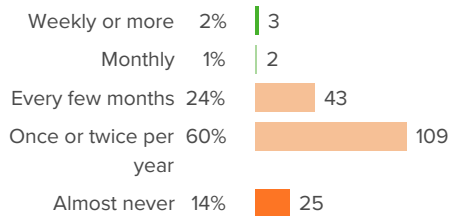
**22%**

182 responses

District average: **42%** Mountain View Whisman School District

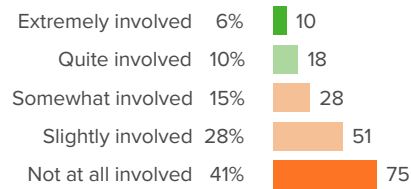
## How did people respond?

### Q.1: How often do you meet in person with teachers at your child's school?



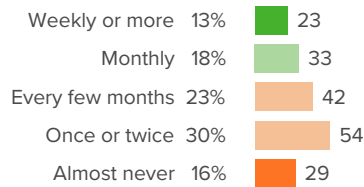
Favorable: **3%**

### Q.2: How involved have you been with a parent group(s) at your child's school?



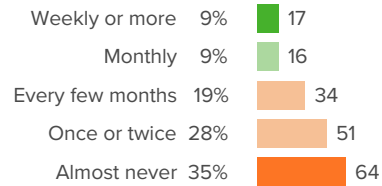
Favorable: **15%**

### Q.3: In the past year, how often have you discussed your child's school with other parents from the school?



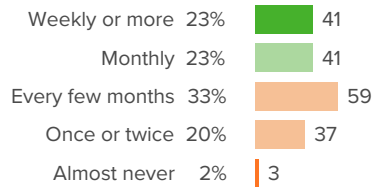
Favorable: **31%**

### Q.4: In the past year, how often have you helped out at your child's school?



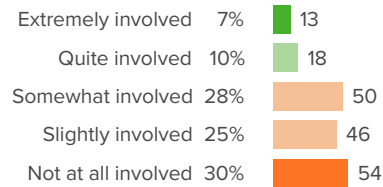
Favorable: **18%**

### Q.5: In the past year, how often have you visited your child's school?



Favorable: **45%**

### Q.6: How involved have you been in fundraising efforts at your child's school?



Favorable: **17%**

# Family Support

Your average

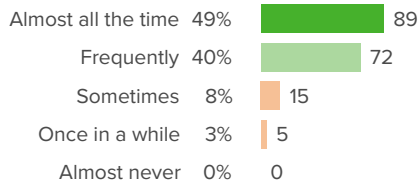
**62%**

182 responses

District average: **69%** Mountain View Whisman School District

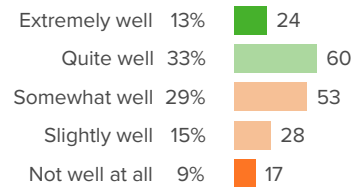
## How did people respond?

### Q.1: How often do you have conversations with your child about what his/her class is learning at school?



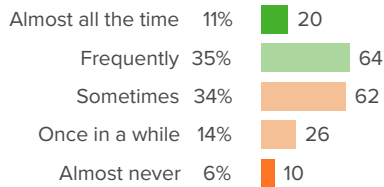
Favorable: **89%**

### Q.2: How well do you know your child's close friends?



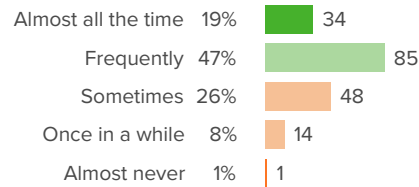
Favorable: **46%**

### Q.3: How often do you help your child understand the content s/he is learning in school?



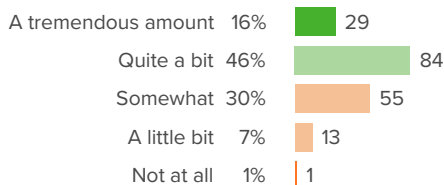
Favorable: **46%**

### Q.4: How often do you help your child engage in activities which are educational outside the home?



Favorable: **65%**

### Q.5: To what extent do you know how your child is doing socially at school?



Favorable: **62%**

# School Climate

Your average

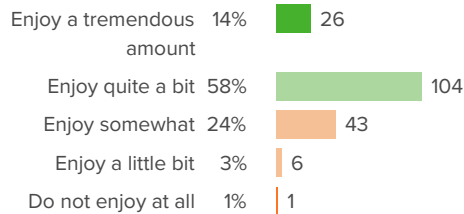
**79%**

182 responses

District average: **82%** Mountain View Whisman School District

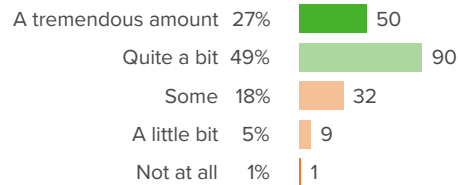
## How did people respond?

### Q.1: To what extent do you think that children enjoy going to your child's school?



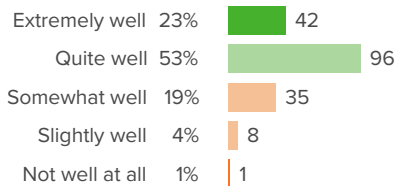
Favorable: **72%**

### Q.2: How much does the school value the diversity of children's backgrounds?



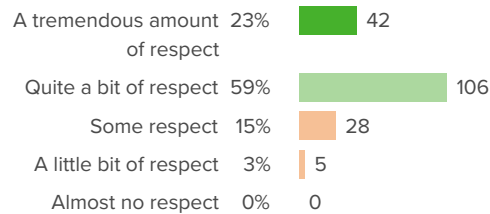
Favorable: **77%**

### Q.3: How well do administrators at your child's school create a school environment that helps children learn?



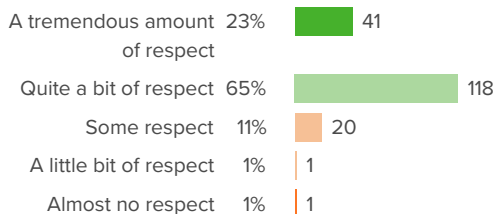
Favorable: **76%**

### Q.4: Overall, how much respect do you think the children at your child's school have for the staff?



Favorable: **82%**

### Q.5: Overall, how much respect do you think the teachers at your child's school have for the children?



Favorable: **88%**



# School Fit

Your average

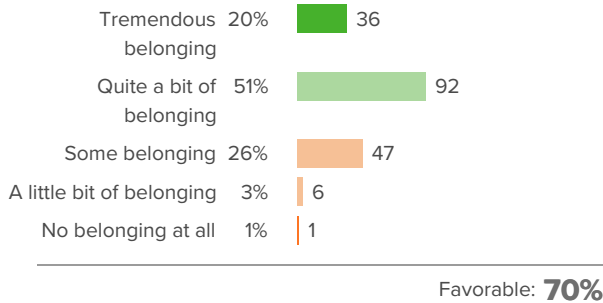
**65%**

182 responses

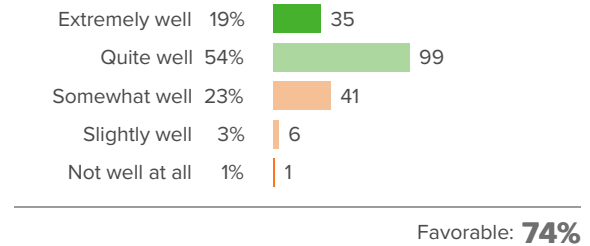
District average: **67%** Mountain View Whisman School District

## How did people respond?

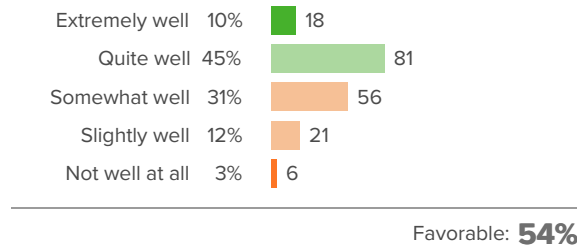
### Q.1: How much of a sense of belonging does your child feel at his/her school?



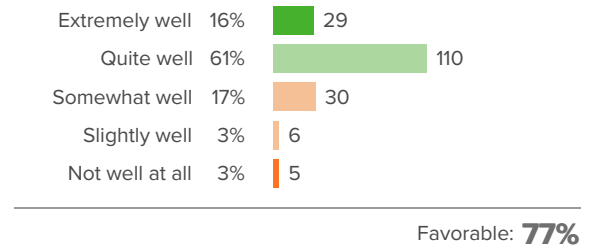
### Q.2: How well do you feel your child's school is preparing him/her for his/her next academic year?



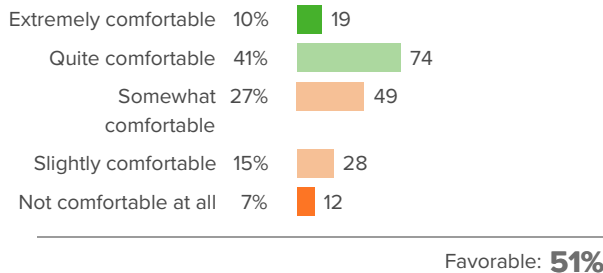
### Q.3: How well do the activities offered at your child's school match his/her interests?



### Q.4: At your child's school, how well does the overall approach to discipline work for your child?



### Q.5: How comfortable is your child in asking for help from school adults?



# School Safety

Your average

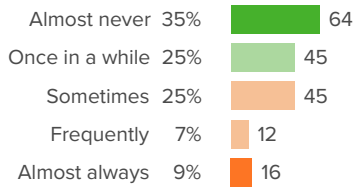
**77%**

182 responses

District average: **84%** Mountain View Whisman School District

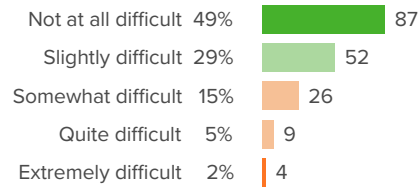
## How did people respond?

### Q.1: How often do you worry about violence at your child's school?



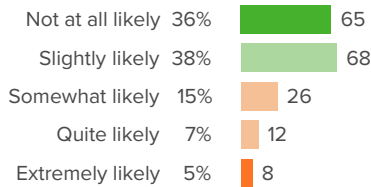
Favorable: **60%**

### Q.2: If a student is bullied at your child's school, how difficult is it for him/her to get help from an adult?



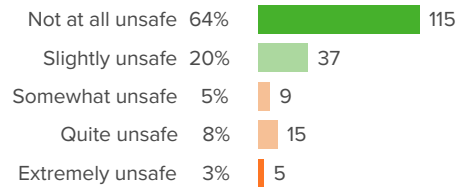
Favorable: **78%**

### Q.3: How likely is it that someone from your child's school will bully him/her online?



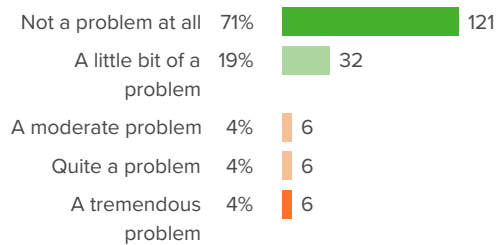
Favorable: **74%**

### Q.4: Overall, how unsafe does your child feel at school?



Favorable: **84%**

### Q.5: To what extent are drugs a problem at your child's school?



Favorable: **89%**

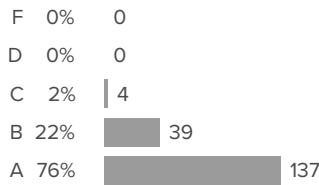


# Background Questions

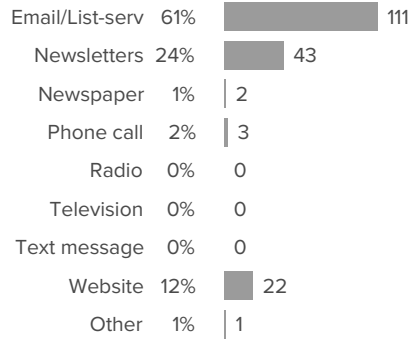
## How did people respond?

---

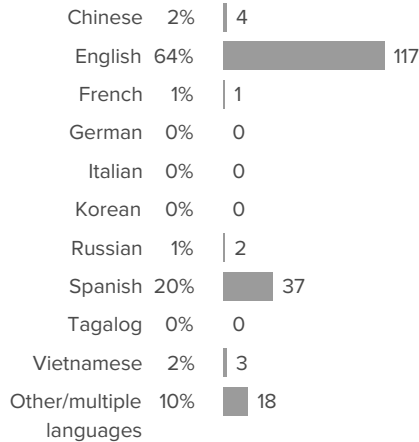
**Q.1: On average, what grades do you expect your child to earn in school?**



**Q.2: Of the following, which source do you use the most to get information about the school/district?**



**Q.3: Please indicate the primary language spoken in your childhood home. (Please indicate only one).**



**Q.4: Please indicate the primary language you speak with your child currently. (Please check only one).**

