



# Bubb Elementary School

Student Survey  
Fall 2017



Report created by  
Panorama Education



## Summary

Topic Description	Results	Comparison
<p><b>School Belonging</b></p> <p>How much students feel that they are valued members of the school community.</p>	<b>60%</b>	<b>51%</b> Mountain View Whisman School District
<p><b>School Climate</b></p> <p>Perceptions of the overall social and learning climate of the school.</p>	<b>57%</b>	<b>52%</b> Mountain View Whisman School District
<p><b>School Rigorous Expectations</b></p> <p>How much students feel that their teachers hold them to high expectations around effort, understanding, persistence, and performance in class.</p>	<b>73%</b>	<b>70%</b> Mountain View Whisman School District
<p><b>School Safety</b></p> <p>Perceptions of student physical and psychological safety at school.</p>	<b>77%</b>	<b>66%</b> Mountain View Whisman School District
<p><b>School Teacher-Student Relationships</b></p> <p>How strong the social connection is between teachers and students within and beyond the school.</p>	<b>81%</b>	<b>70%</b> Mountain View Whisman School District

87 responses

# School Belonging

Your average

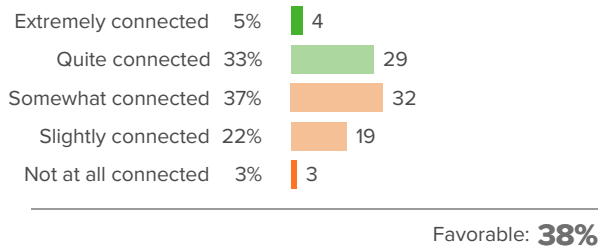
**60%**

87 responses

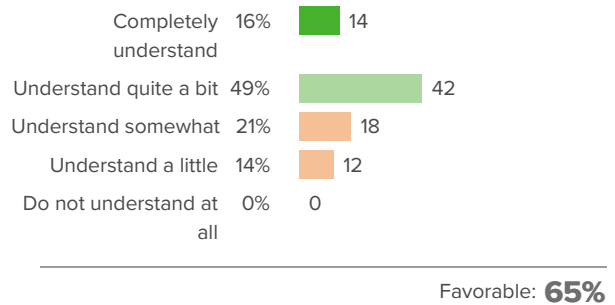
District average: **51%** Mountain View Whisman School District

## How did people respond?

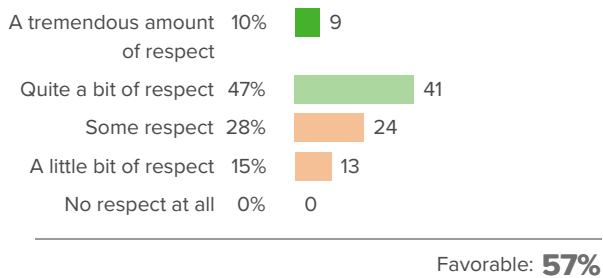
### Q.1: How connected do you feel to the adults at your school?



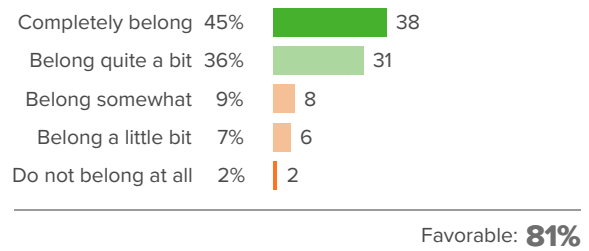
### Q.2: How well do people at your school understand you as a person?



### Q.3: How much respect do students in your school show you?



### Q.4: Overall, how much do you feel like you belong at your school?



# School Climate

Your average

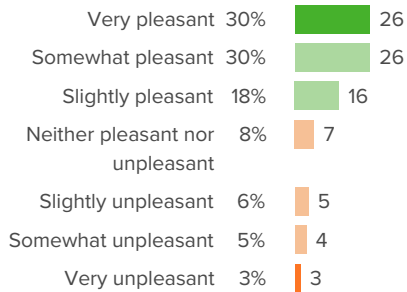
**57%**

87 responses

District average: **52%** Mountain View Whisman School District

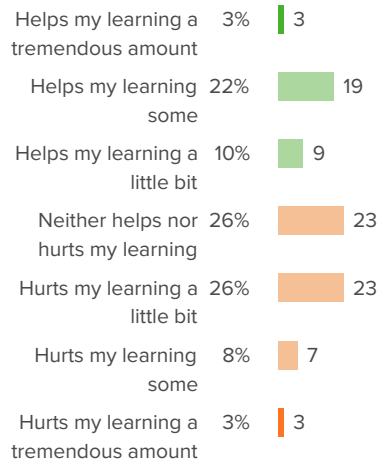
## How did people respond?

### Q.1: How pleasant or unpleasant is the physical space at your school?



Favorable: **78%**

### Q.2: At your school, how much does the behavior of other students hurt or help your learning?



Favorable: **36%**

# School Rigorous Expectations

Your average

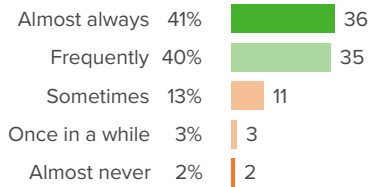
**73%**

87 responses

District average: **70%** Mountain View Whisman School District

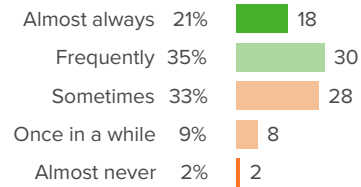
## How did people respond?

### Q.1: How often do your teachers take time to make sure you understand the material?



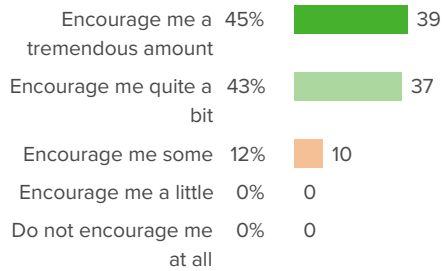
Favorable: **82%**

### Q.2: How often do your teachers make you explain your answers?



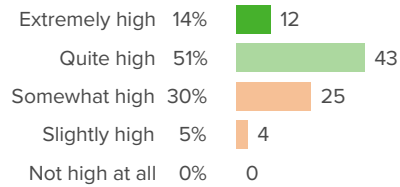
Favorable: **56%**

### Q.3: How much do your teachers encourage you to do your best?



Favorable: **88%**

### Q.4: Overall, how high are your teachers' expectations of you?



Favorable: **65%**

# School Safety

Your average

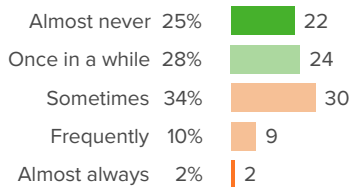
**77%**

87 responses

District average: **66%** Mountain View Whisman School District

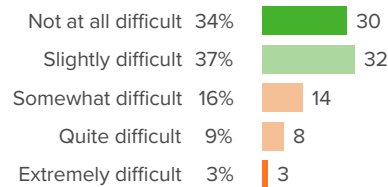
## How did people respond?

**Q.1: How often are people disrespectful to others at your school?**



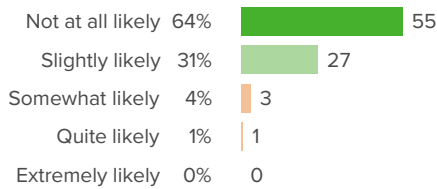
Favorable: **53%**

**Q.2: If a student is bullied in school, how difficult is it for him/her to get help from an adult?**



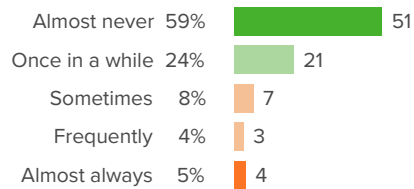
Favorable: **71%**

**Q.3: How likely is it that someone from your school will bully you online?**



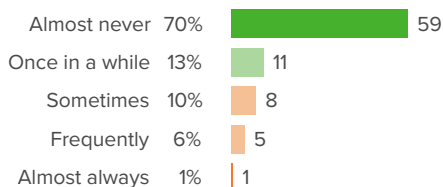
Favorable: **95%**

**Q.4: How often do you worry about violence at your school?**



Favorable: **84%**

**Q.5: How often do students get into physical fights at your school?**



Favorable: **83%**

# School Teacher-Student Relationships

Your average

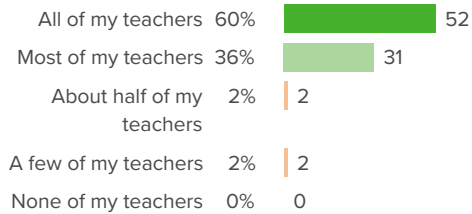
**81%**

87 responses

District average: **70%** Mountain View Whisman School District

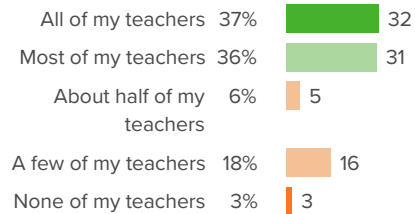
## How did people respond?

### Q.1: How many of your teachers are respectful towards you?



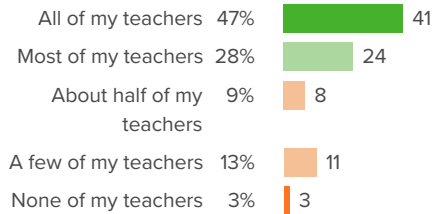
Favorable: **95%**

### Q.2: If you walked into class upset, how many of your teachers would be concerned?



Favorable: **72%**

### Q.3: How many of your teachers would you be excited to have again in the future?



Favorable: **75%**