



Bubb Elementary School

Family-School Relationships Survey
Fall 2017



Report created by
Panorama Education



Summary

Topic Description	Results	Comparison
Barriers to engagement	81%	80% Mountain View Whisman School District
Family Efficacy How confident families are with regard to key parenting skills.	69%	67% Mountain View Whisman School District
Family Engagement The degree to which families become involved with and interact with their child's school.	48%	42% Mountain View Whisman School District
Family Support Families' perceptions of the amount of academic and social support that they provide their child with outside of school.	70%	69% Mountain View Whisman School District
School Climate Perceptions of the overall social and learning climate of the school.	87%	82% Mountain View Whisman School District
School Fit Families' perceptions of how well a school matches their child's developmental needs.	70%	67% Mountain View Whisman School District
School Safety Perceptions of student physical and psychological safety at school.	91%	84% Mountain View Whisman School District

228 responses

Barriers to engagement

Your average

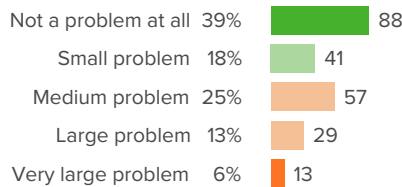
81%

228 responses

District average: **80%** Mountain View Whisman School District

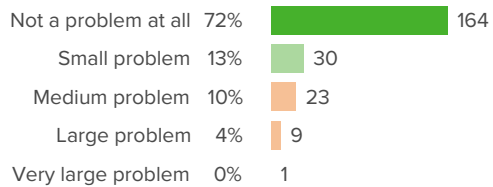
How did people respond?

Q.1: Childcare needs



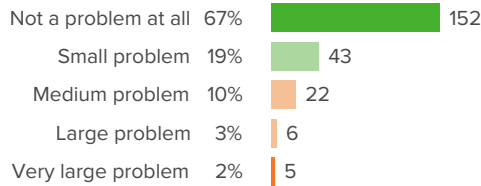
Favorable: **57%**

Q.2: Transportation-related challenges



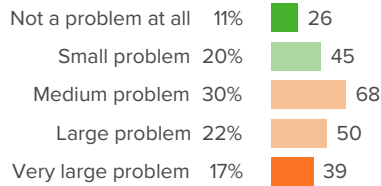
Favorable: **85%**

Q.3: Concerns about getting to the school safely



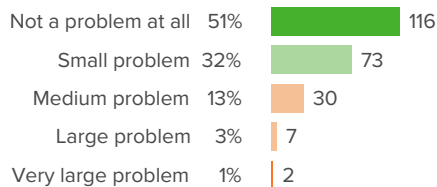
Favorable: **86%**

Q.4: How busy your schedule is



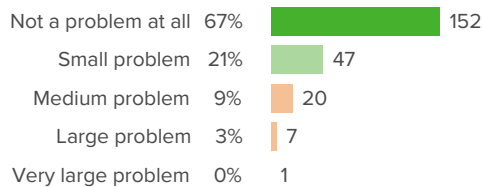
Favorable: **31%**

Q.5: School staff seem too busy



Favorable: **83%**

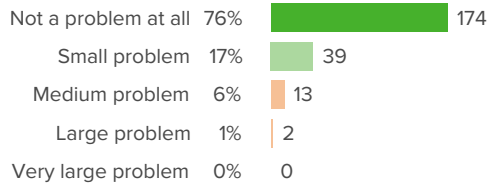
Q.6: You feel unsure about how to communicate with the school



Favorable: **88%**

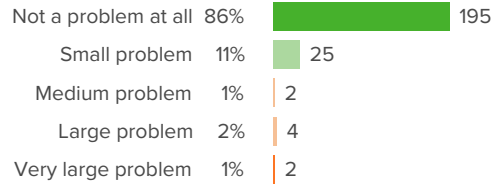


Q.7: The school provides little information about involvement opportunities



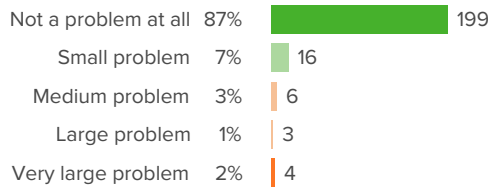
Favorable: **93%**

Q.8: The school is not welcoming to parents



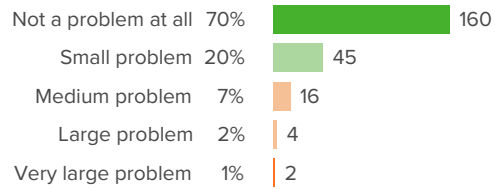
Favorable: **96%**

Q.9: The school does not communicate well with people from your culture



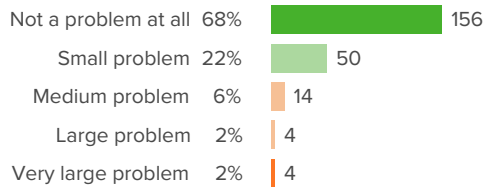
Favorable: **94%**

Q.10: You do not feel a sense of belonging with your child's school community



Favorable: **90%**

Q.11: You worry that adults at the school will treat your child differently if you raise a concern



Favorable: **90%**

Family Efficacy

Your average

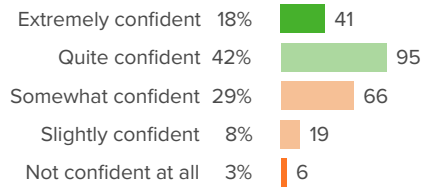
69%

228 responses

District average: **67%** Mountain View Whisman School District

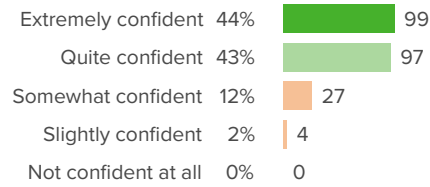
How did people respond?

Q.1: How confident are you in your ability to connect with other parents?



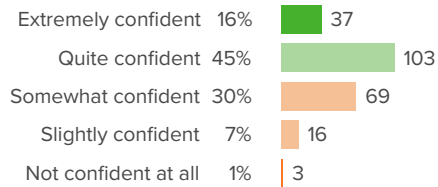
Favorable: **60%**

Q.2: How confident are you in your ability to support your child's learning at home?



Favorable: **86%**

Q.3: How confident are you in your ability to help your child deal with his/her emotions appropriately?



Favorable: **61%**

Family Engagement

Your average

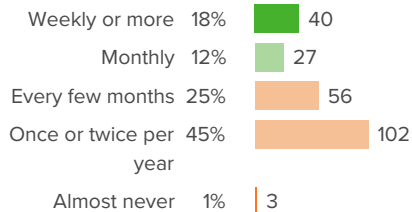
48%

228 responses

District average: **42%** Mountain View Whisman School District

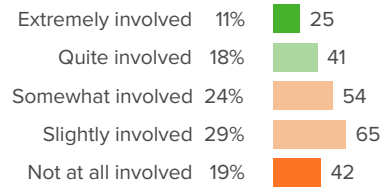
How did people respond?

Q.1: How often do you meet in person with teachers at your child's school?



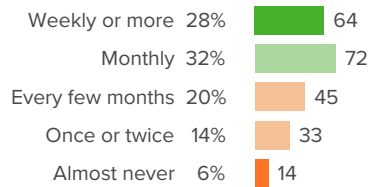
Favorable: **29%**

Q.2: How involved have you been with a parent group(s) at your child's school?



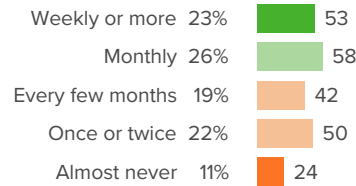
Favorable: **29%**

Q.3: In the past year, how often have you discussed your child's school with other parents from the school?



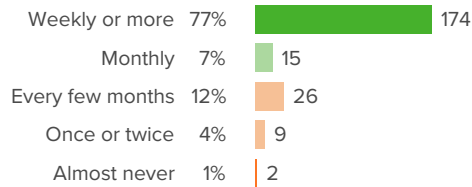
Favorable: **60%**

Q.4: In the past year, how often have you helped out at your child's school?



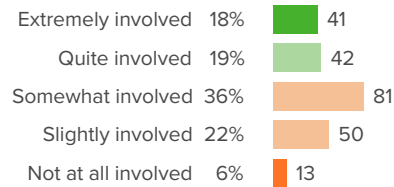
Favorable: **49%**

Q.5: In the past year, how often have you visited your child's school?



Favorable: **84%**

Q.6: How involved have you been in fundraising efforts at your child's school?



Favorable: **37%**

Family Support

Your average

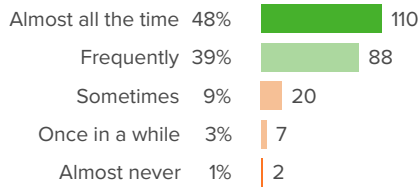
70%

228 responses

District average: **69%** Mountain View Whisman School District

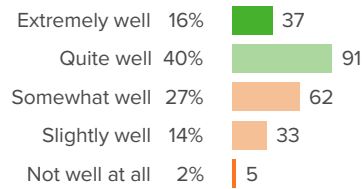
How did people respond?

Q.1: How often do you have conversations with your child about what his/her class is learning at school?



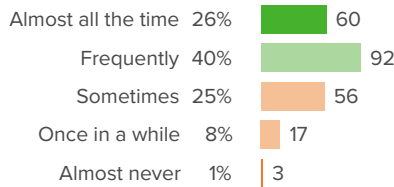
Favorable: **87%**

Q.2: How well do you know your child's close friends?



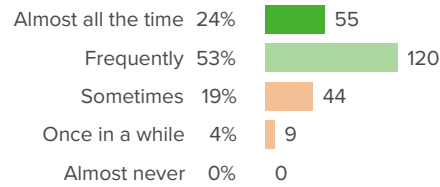
Favorable: **56%**

Q.3: How often do you help your child understand the content s/he is learning in school?



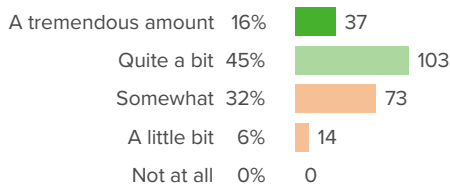
Favorable: **67%**

Q.4: How often do you help your child engage in activities which are educational outside the home?



Favorable: **77%**

Q.5: To what extent do you know how your child is doing socially at school?



Favorable: **62%**

School Climate

Your average

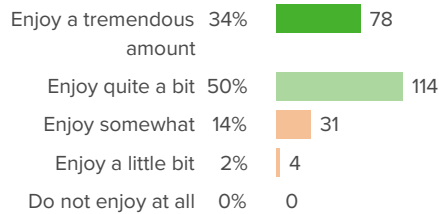
87%

228 responses

District average: **82%** Mountain View Whisman School District

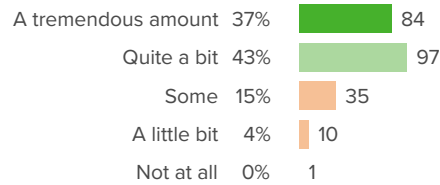
How did people respond?

Q.1: To what extent do you think that children enjoy going to your child's school?



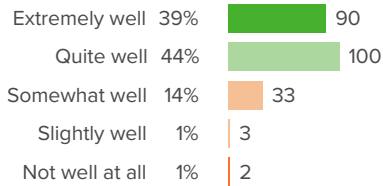
Favorable: **85%**

Q.2: How much does the school value the diversity of children's backgrounds?



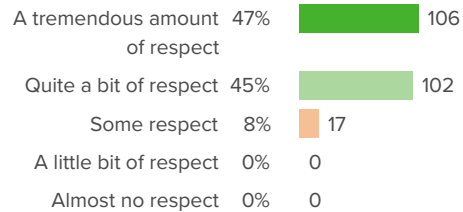
Favorable: **80%**

Q.3: How well do administrators at your child's school create a school environment that helps children learn?



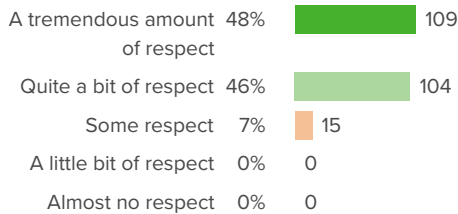
Favorable: **83%**

Q.4: Overall, how much respect do you think the children at your child's school have for the staff?



Favorable: **92%**

Q.5: Overall, how much respect do you think the teachers at your child's school have for the children?



Favorable: **93%**

School Fit

Your average

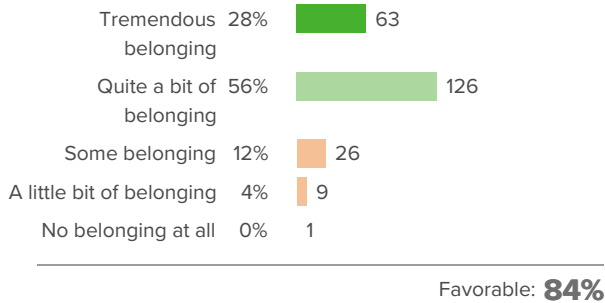
70%

228 responses

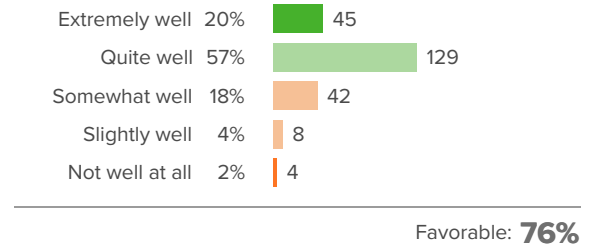
District average: **67%** Mountain View Whisman School District

How did people respond?

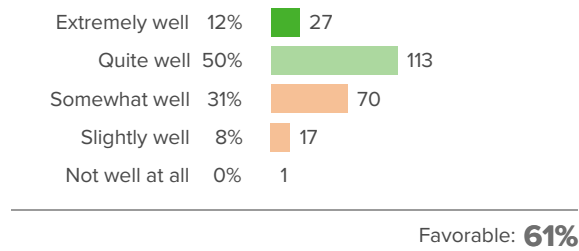
Q.1: How much of a sense of belonging does your child feel at his/her school?



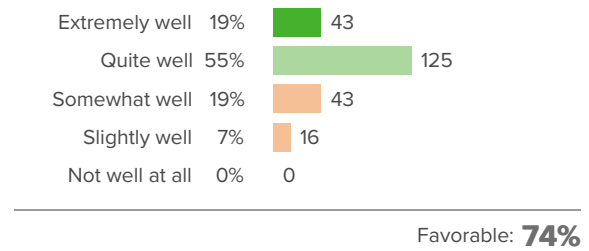
Q.2: How well do you feel your child's school is preparing him/her for his/her next academic year?



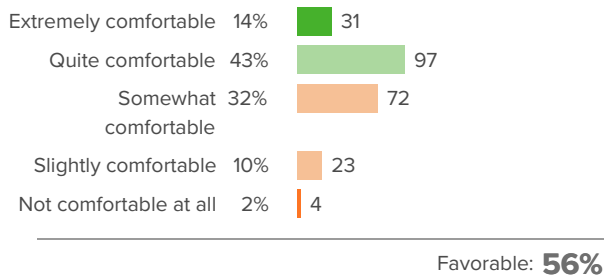
Q.3: How well do the activities offered at your child's school match his/her interests?



Q.4: At your child's school, how well does the overall approach to discipline work for your child?



Q.5: How comfortable is your child in asking for help from school adults?



School Safety

Your average

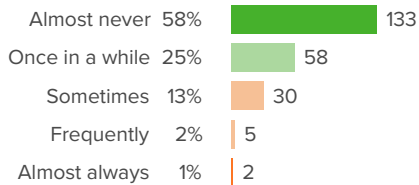
91%

228 responses

District average: **84%** Mountain View Whisman School District

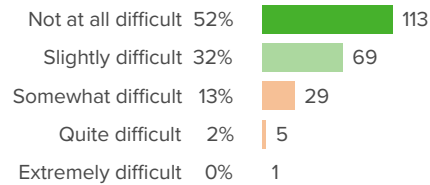
How did people respond?

Q.1: How often do you worry about violence at your child's school?



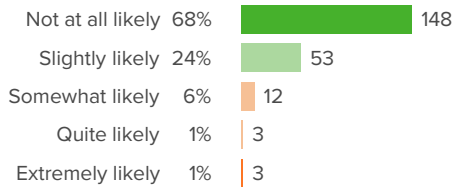
Favorable: **84%**

Q.2: If a student is bullied at your child's school, how difficult is it for him/her to get help from an adult?



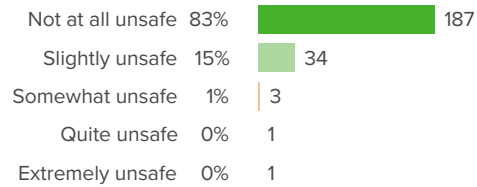
Favorable: **84%**

Q.3: How likely is it that someone from your child's school will bully him/her online?



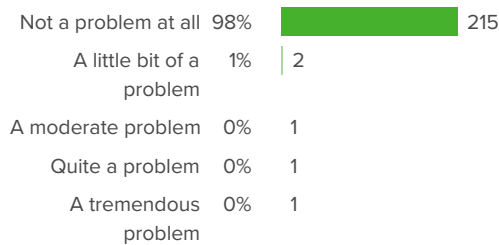
Favorable: **92%**

Q.4: Overall, how unsafe does your child feel at school?



Favorable: **98%**

Q.5: To what extent are drugs a problem at your child's school?

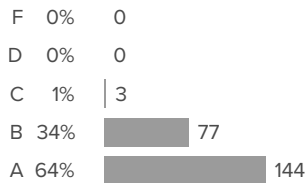


Favorable: **99%**

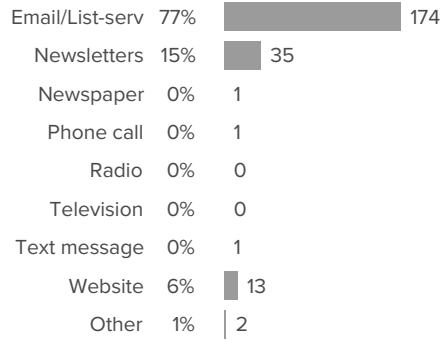
Background Questions

How did people respond?

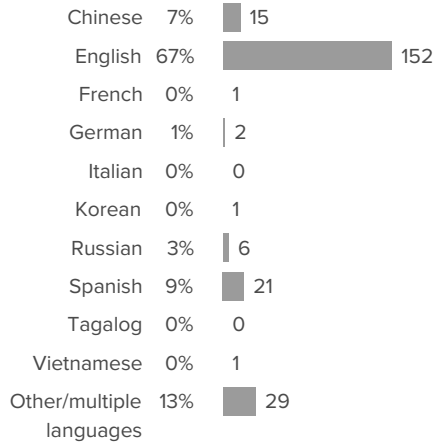
Q.1: On average, what grades do you expect your child to earn in school?



Q.2: Of the following, which source do you use the most to get information about the school/district?



Q.3: Please indicate the primary language spoken in your childhood home. (Please indicate only one).



Q.4: Please indicate the primary language you speak with your child currently. (Please check only one).

