




# Mountain View Whisman School District

Student Survey  
Fall 2017



Report created by  
Panorama Education

## Summary

Topic Description	Results	Benchmark
<p><b>School Belonging</b></p> <p>How much students feel that they are valued members of the school community.</p>	<p><b>51%</b></p>	
<p><b>School Climate</b></p> <p>Perceptions of the overall social and learning climate of the school.</p>	<p><b>52%</b></p>	
<p><b>School Rigorous Expectations</b></p> <p>How much students feel that their teachers hold them to high expectations around effort, understanding, persistence, and performance in class.</p>	<p><b>70%</b></p>	
<p><b>School Safety</b></p> <p>Perceptions of student physical and psychological safety at school.</p>	<p><b>66%</b></p>	 <p>60th - 79th percentile compared to others nationally</p>
<p><b>School Teacher-Student Relationships</b></p> <p>How strong the social connection is between teachers and students within and beyond the school.</p>	<p><b>70%</b></p>	

972 responses

# School Belonging

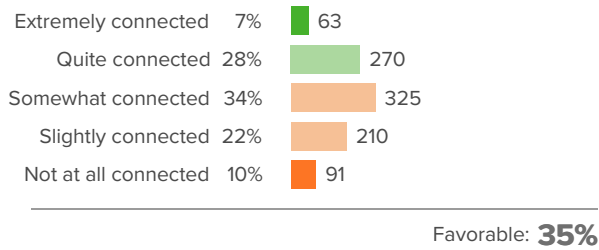
Your average

## 51%

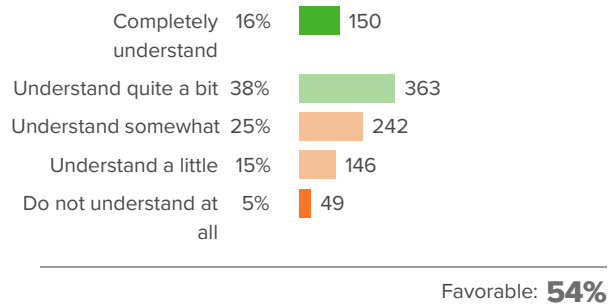
972 responses

### How did people respond?

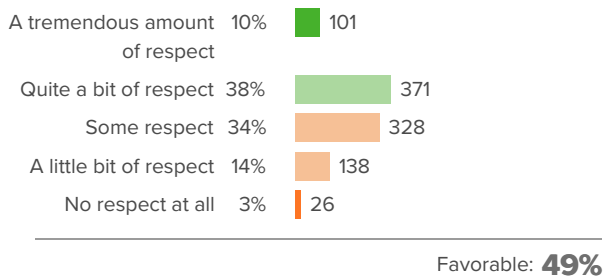
#### Q.1: How connected do you feel to the adults at your school?



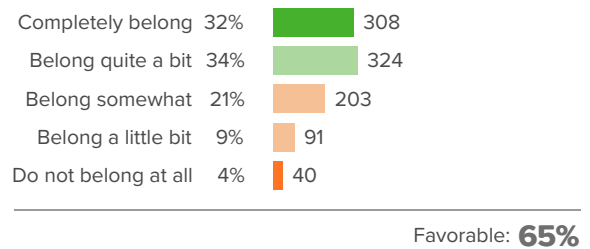
#### Q.2: How well do people at your school understand you as a person?



#### Q.3: How much respect do students in your school show you?



#### Q.4: Overall, how much do you feel like you belong at your school?



# School Climate

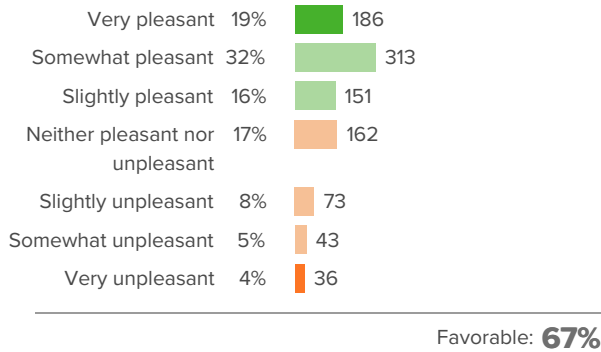
Your average

## 52%

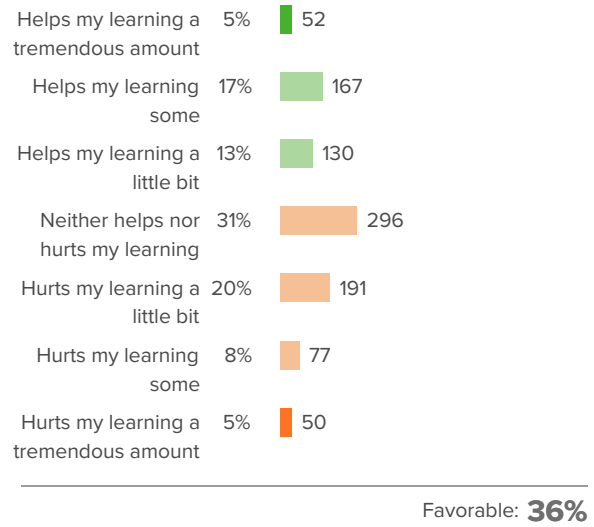
972 responses

### How did people respond?

#### Q.1: How pleasant or unpleasant is the physical space at your school?



#### Q.2: At your school, how much does the behavior of other students hurt or help your learning?



# School Rigorous Expectations

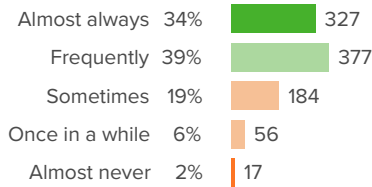
Your average

## 70%

972 responses

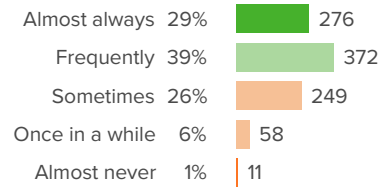
### How did people respond?

#### Q.1: How often do your teachers take time to make sure you understand the material?



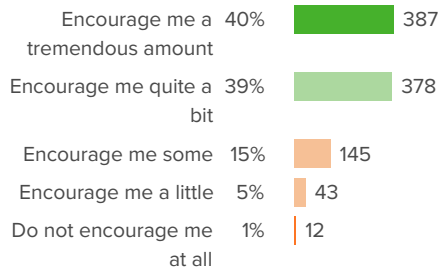
Favorable: **73%**

#### Q.2: How often do your teachers make you explain your answers?



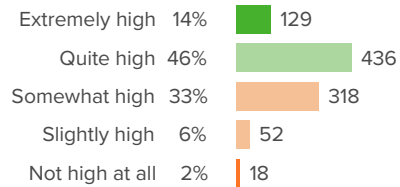
Favorable: **67%**

#### Q.3: How much do your teachers encourage you to do your best?



Favorable: **79%**

#### Q.4: Overall, how high are your teachers' expectations of you?



Favorable: **59%**

# School Safety

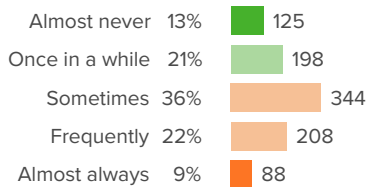
Your average

**66%**

972 responses

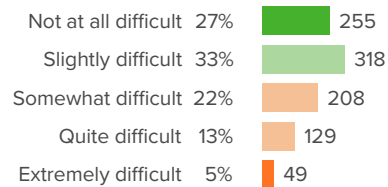
## How did people respond?

### Q.1: How often are people disrespectful to others at your school?



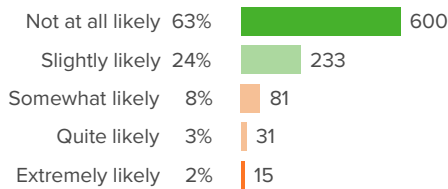
Favorable: **34%**

### Q.2: If a student is bullied in school, how difficult is it for him/her to get help from an adult?



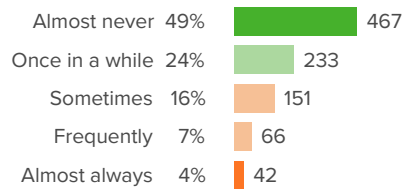
Favorable: **60%**

### Q.3: How likely is it that someone from your school will bully you online?



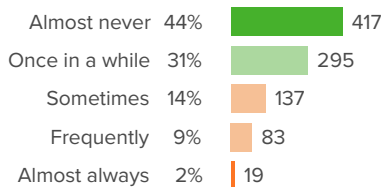
Favorable: **87%**

### Q.4: How often do you worry about violence at your school?



Favorable: **73%**

### Q.5: How often do students get into physical fights at your school?



Favorable: **75%**

# School Teacher-Student Relationships

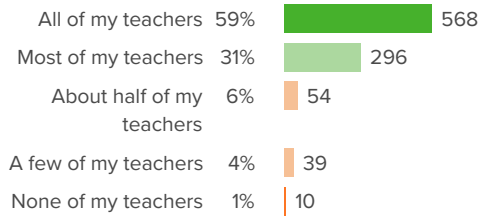
Your average

**70%**

972 responses

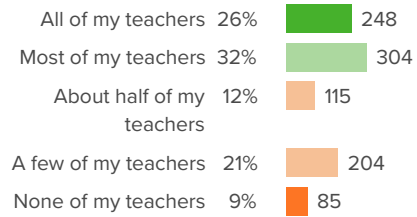
## How did people respond?

### Q.1: How many of your teachers are respectful towards you?



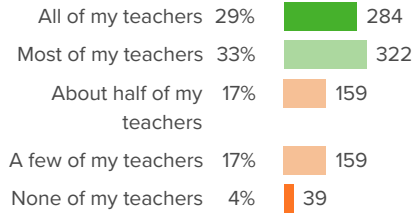
Favorable: **89%**

### Q.2: If you walked into class upset, how many of your teachers would be concerned?



Favorable: **58%**

### Q.3: How many of your teachers would you be excited to have again in the future?



Favorable: **63%**